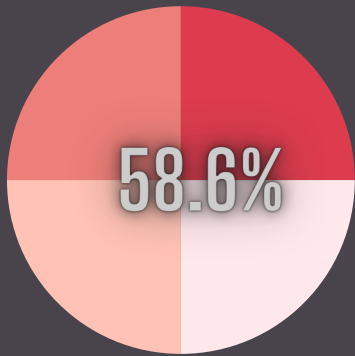




Development Stats

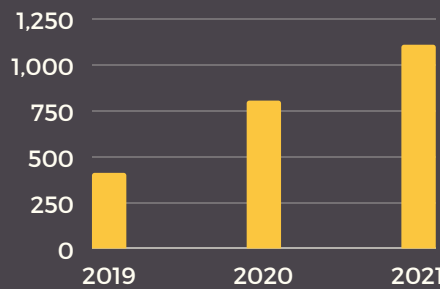
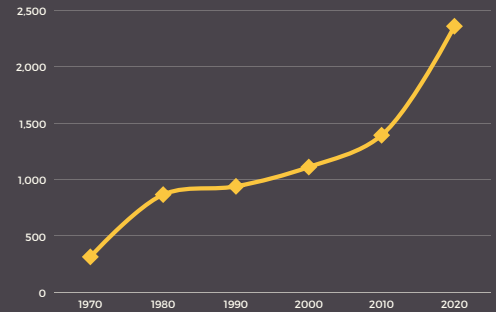
Employment

The percentage of the labor force that lives within the city limits of Magnolia that is employed.



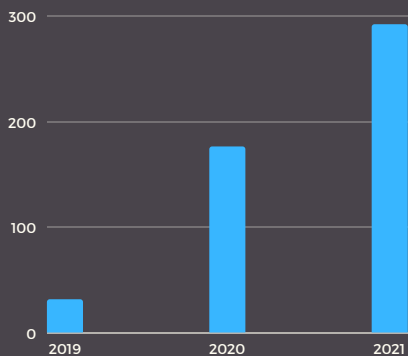
Population

Per U.S. CENSUS, the population of the City of Magnolia, Texas in 2021 was 2,359 people.



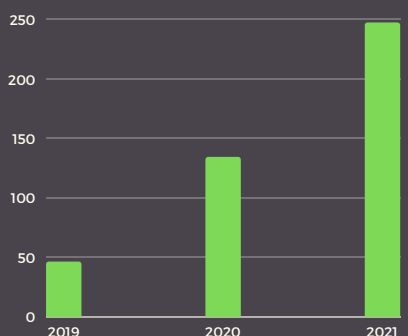
ANNUAL PERMITS

City of Magnolia continues to see an increase in the issuance of annual permits. Total permits issued in 2021 was 1,103.



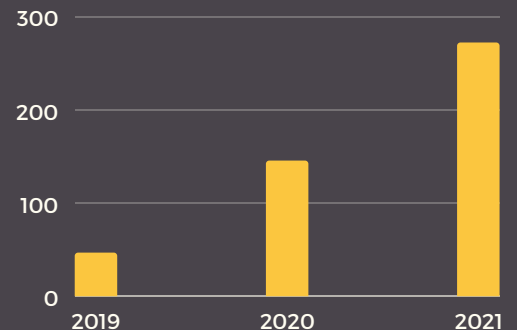
WATER PERMITS

New connection requests for commercial and residential hook-ups for calendar year 2021.



ELECTRICAL PERMITS

New connection requests for commercial and residential hook-ups for calendar year 2021.



BUILDING PERMITS

Building Permits cover six classes of projects including new construction, repair, addition, demolition, signage and fencing. A permit is good for six months from date of issuance.

MEDC MISSION:

MEDC supports economic development that positively creates jobs, locates employers, encourages capital investment, increases property values and expands infrastructure within the City of Magnolia.