



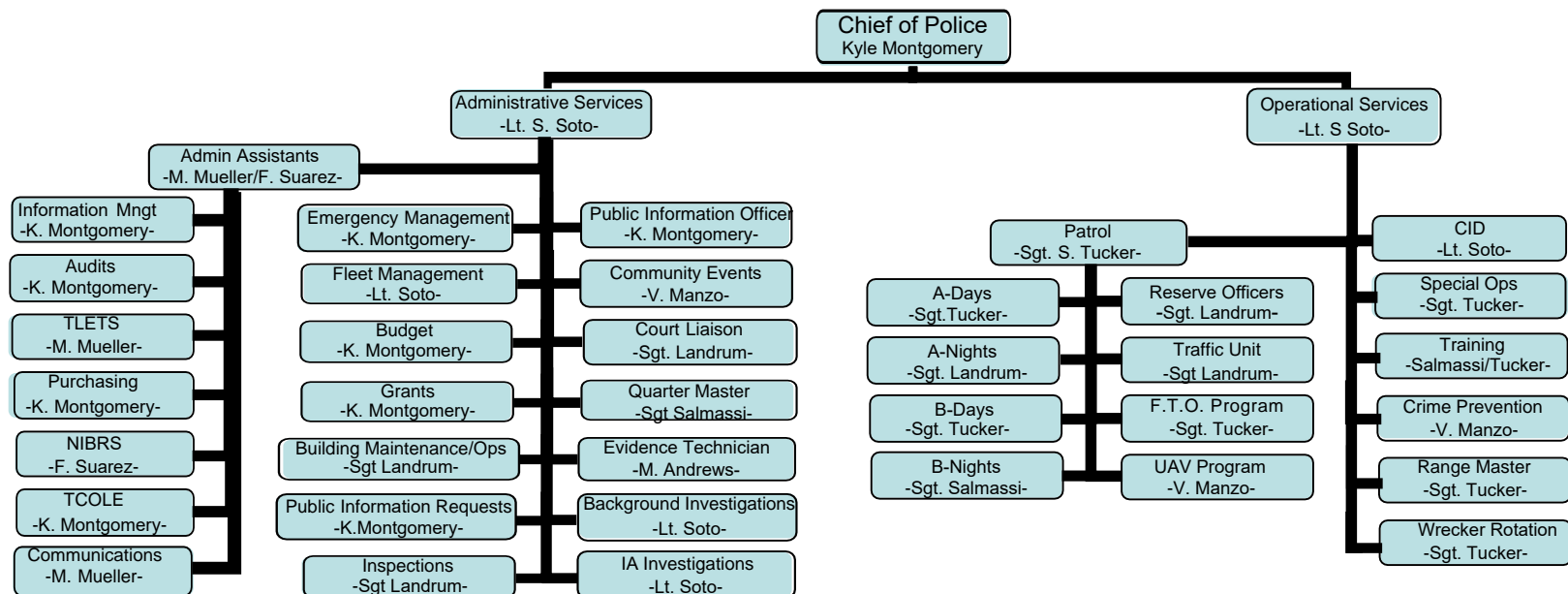
DEPARTMENT REPORT

2020 ANNUAL

**Prepared by:
Kyle Montgomery
Chief of Police**

ADMINISTRATIVE

Organizational Chart



PATROL

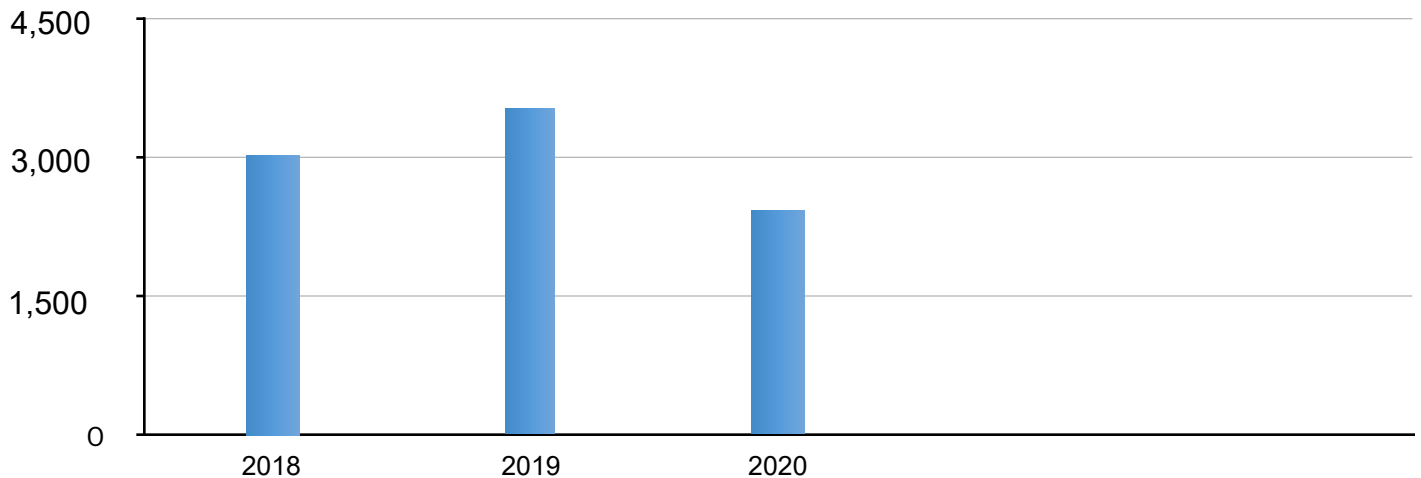
CALL BREAKDOWN

	2019	2020	ANNUALIZED CHANGE
EMERGENCY	87	158	+71
NON-EMERGENCY	3,548	2,524	-1,024

CALLS FOR SERVICE

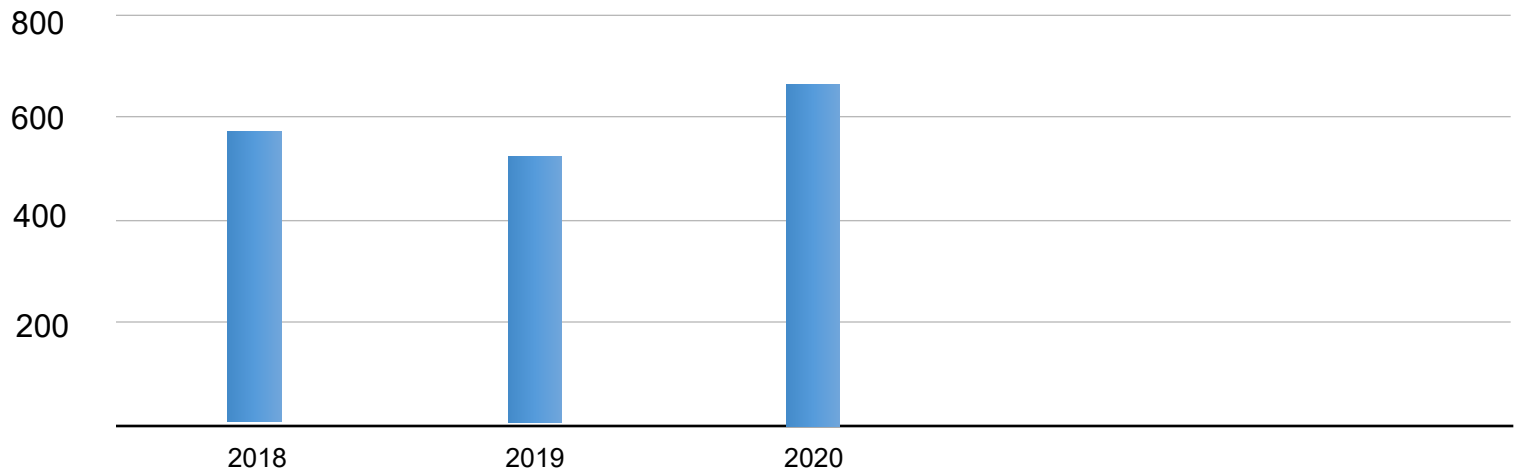
	2018	2019	2020
Total Calls for Service	3,001	3,635	2,682

*The total calls for service include all priorities, event entries, and officer initiated calls.



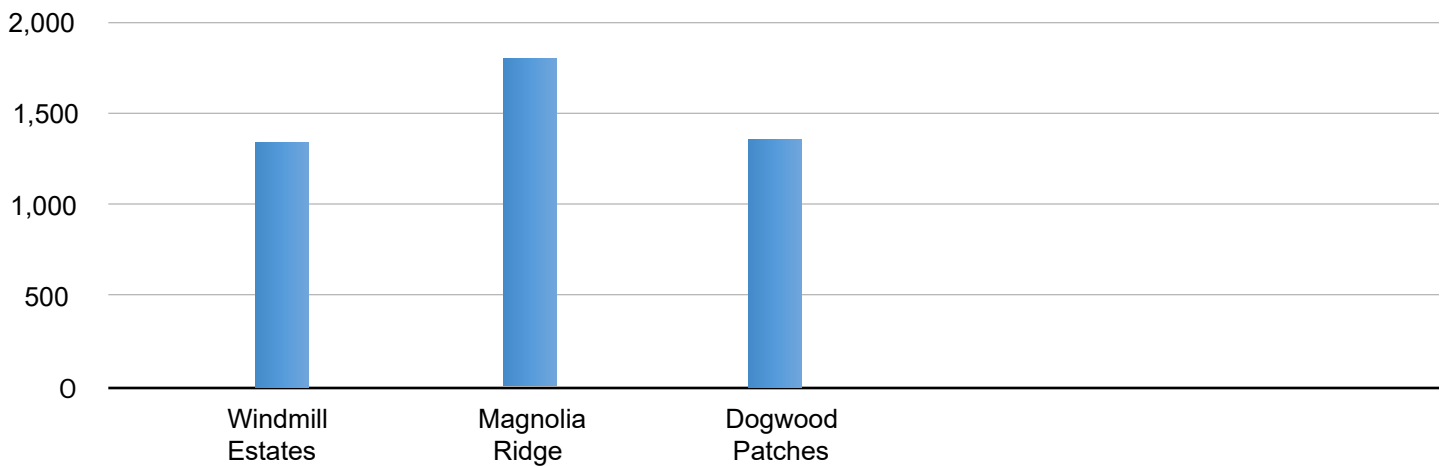
OFFENSE REPORTS

	2019	2020
Reports	559	641



RESIDENTIAL PATROLS

	Windmill Estates	Magnolia Ridge	Dogwood Patches
2020	1,376	1,816	1,380
Intentionally Blank			



CALL TOTALS

OFFENSES	2019	2020	ANNUALIZED CHANGE
Burglary of Vehicle	6	5	-1
Burglary of Building	2	3	+1
Burglary of Habitation	3	1	-2
Theft	24	24	0
Fraud/Forgery	10	13	+3
Criminal Mischief	14	12	-2
Robbery	1	2	+1
Assault/Family Violence	2	6	+4
Death Investigation	1	3	+2
Sexual Assault	0	1	+1
Motor Vehicle Crashes	171	170	-1
Alarms	245	233	-12
Medical calls	98	68	-30
Welfare Checks	185	158	-27
Disturbances	81	54	-27
Assist Outside Agency	159	115	-56
Narcotics	132	133	+1
DWI	95	85	-10
Suspicious Person/Vehicle	209	179	-30

CRIMINAL ARRESTS

	2019	2020	ANNUALIZED CHANGE
TOTAL ARRESTS	314	241	-73
NARCOTICS	132	133	+1
DWI	95	85	-10

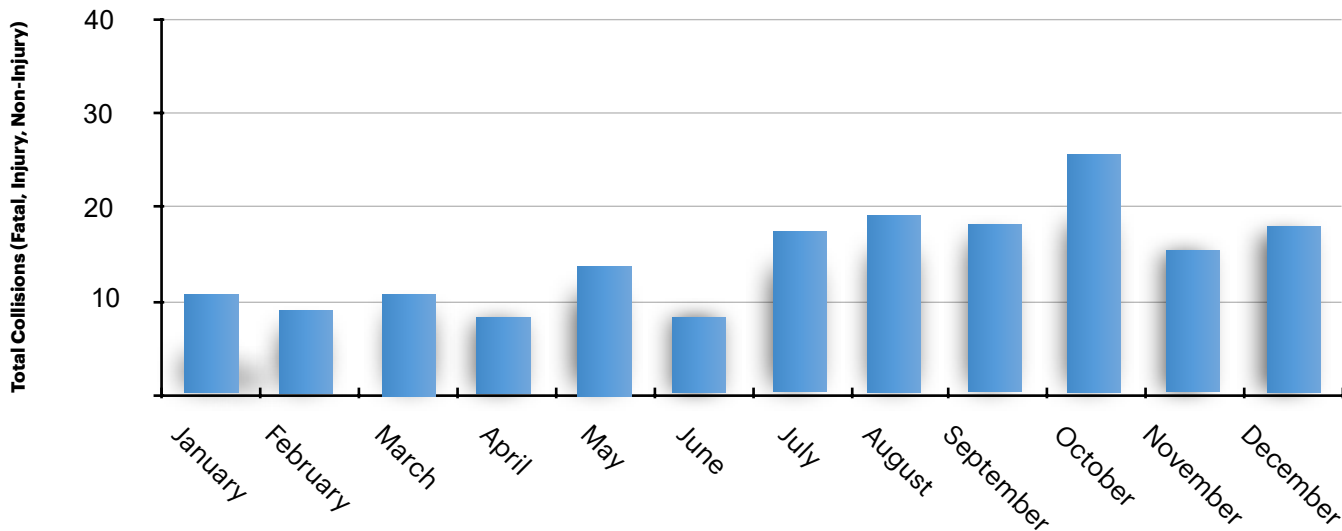
Traffic Contacts (by Race)

	Asian/Pacific	Black	Hispanic	Alaska/Indian	White	TOTAL
2019	90	371	1,125	2	3,614	5,202
2020	62	337	1,078	6	3,115	4,599
Change	-28	-34	-47	+4	-499	-603

TRAFFIC CRASHES

	2019	2020	ANNUALIZED CHANGE
Fatal	0	2	0
Injury	19	6	-13
Non-Injury	152	166	+14

TRAFFIC CRASH TREND (2020)



TRAFFIC ENFORCEMENT

	2019	2020	ANNUALIZED CHANGE
FM 1488	3,404	2,966	-438
FM 1774	778	872	+94
Magnolia Blvd	1,273	1,360	+87
Buddy Riley	702	687	-15
Nichols Sawmill	347	209	-138
Total Violations	6,667	5,725	-942

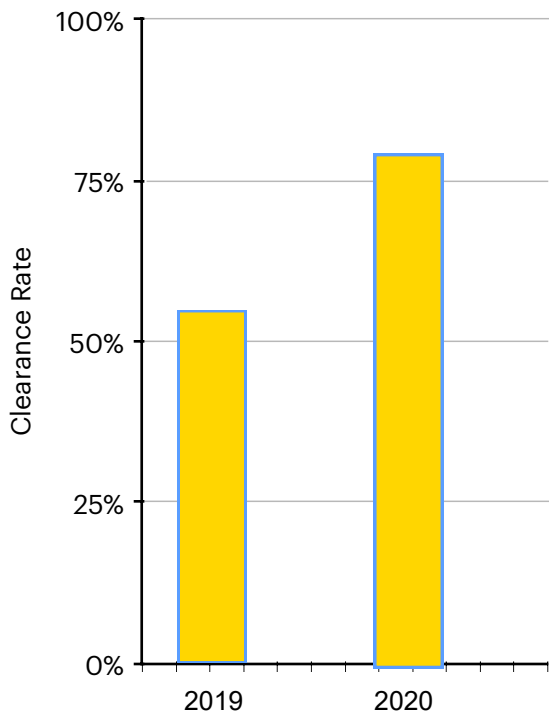
COMMERCIAL PATROLS

	2019	2020	Annualized change
Business Checks	3,985	7,772	+3,787
Business Contacts	1,305	901	-404
Totals	5,290	8,673	+3,383

CRIMINAL INVESTIGATIONS

	2019	2020	ANNUALIZED CHANGE
Assault	5	1	-4
Sexual Assault	1	1	0
Robbery	1	1	0
Death	1	3	+2
Person Crime Totals	16	5	-2
Burglary-Building	6	3	-3
Burglary-Vehicle	5	5	0
Burglary-Habitation	3	1	-2
Theft	24	14	-10
Property Crime Totals	38	23	-15
TOTALS	89	51	

	2019	2020	ANNUALIZED CHANGE
Hit and Run Crashes	8	1	-7
Financial Crime	10	11	+1
Criminal Mischief	14	12	-2
Warrants Issued		23	

CASE CLEARANCE RATE

	2019	2020	ANNUALIZED CHANGE
Total Offenses	25	78	+53
Cleared	14	61	+47
Annual Clearance Rate	56%	78%	+22%

Call Type Report

MAGNOLIA POLICE DEPARTMENT

From: 01/01/2020

To: 12/31/2020

Call Type Description	Number of Calls
911 Hang up	9
Abandoned Vehicle	8
Administration	135
Alarm	233
Animal Control	17
Arrest-Class A	24
Arrest-Class B	56
Arrest-Class C	1
Arrest-Felony	50
Arrest-Warrant	3
Assault	1
Assault-Family Violence	6
Assist Magnolia PD	505
Assist Outside Agency	115
ATL/BOLO	72
Building Check	86
Burglary-Building	3
Burglary-Habitation	5
Burglary-Vehicle	7
Business Check	7,686
Business Contact	901
Child Discipline	1
Citizen Contact	9
City Business	3
Civil	8
Commercial Patrol	95
Court	1

Call Type Report

MAGNOLIA POLICE DEPARTMENT

From: 01/01/2020

To: 12/31/2020

Call Type Description	Number of Calls
Courtesy Transport	1
Criminal Mischief	12
Criminal Trespass	10
DISTURBANCE	3
Disturbance in Progress	30
Disturbance Past	21
DOA	5
EVADE ARREST	1
FAMILY VIOLENCE	1
Follow up investigation	7
Found Property	4
Fraud	13
Harassment	8
Information	164
Investigation	10
Medical Call	68
Meeting	1
MISCELLANEOUS	3
Missing Person-Adult	2
Missing Person-Juve	3
Motorist Assist	20
MVA-Major	6
MVA-Minor	166
Noise Disturbance	21
Open Door	3
Ordinance Violation	1
OTHER	48

Call Type Report

MAGNOLIA POLICE DEPARTMENT

From: 01/01/2020

To: 12/31/2020

Call Type Description	Number of Calls
Recovered Stolen Property	5
Residential Patrol-Dogwood Patches	1,382
Residential Patrol-Magnolia Ridge	1,818
Residential Patrol-Windmill Estates	1,377
Robbery	2
Routine Patrol	1,284
SELECT	43
Shots Fired	2
SUSPICIOUS CIRCUMSTANCE	1
Suspicious Person	97
Suspicious Vehicle	83
Theft-Felony	8
Theft-Misd	16
Threat	5
Towed Vehicle	17
TRAFFIC HAZARD	45
Training	2
Unity Park Patrol	527
UUMV	1
Vacation Watch	18
Vehicle Disturbance	16
Vehicle Maintenance	8
Welfare Check	159

Arrest Report Count
MAGNOLIA POLICE DEPARTMENT
From: 01/01/2020 To: 12/31/2020

[illegible]

<u>Offense</u>	<u>Jan.</u>	<u>Feb.</u>	<u>Mar.</u>	<u>Apr.</u>	<u>May</u>	<u>Jun.</u>	<u>Jul.</u>	<u>Aug.</u>	<u>Sep.</u>	<u>Oct.</u>	<u>Nov.</u>	<u>Dec.</u>	<u>Total</u>
INTERFER W/PUBLIC DUTIES	0	0	0	0	0	0	0	1	0	0	0	0	1
MAN DEL CS PG 1>=4G<200G	0	0	0	1	0	0	0	0	0	1	1	0	3
MAN DEL CS PG 1A>=20<80 AU	0	0	0	0	0	0	0	0	0	0	2	0	2
MAN DEL CS PG 2>=1G<4G	0	0	0	0	0	0	0	0	0	0	2	0	2
MAN DEL CS PG 2>=400G	0	0	0	0	0	0	1	0	0	0	0	0	1
MAN DEL CS PG 2>=4G<400G	0	0	0	0	0	0	0	0	0	2	0	1	3
MANSLAUGHTER	0	0	0	0	0	0	0	0	1	0	0	0	1
MONEY LAUNDERING >=\$2,500<\$30K	0	0	0	0	0	0	1	0	0	0	0	0	1
POSS CS PG 1 <1G	1	0	2	0	0	2	0	3	2	3	2	6	21
POSS CS PG 1 >=1G<4G	0	3	2	0	0	1	1	0	0	2	0	1	10
POSS CS PG 1>=4G<200G	0	0	0	1	1	0	0	0	0	1	0	0	3
POSS CS PG 1A <20 AU	0	0	0	0	0	0	0	0	0	0	1	0	1
POSS CS PG 2 >= 1G<4G	0	1	0	0	0	0	0	0	0	2	0	2	5
POSS CS PG 2< 1G	0	0	0	0	0	1	0	1	2	2	1	1	8
POSS CS PG 3 <28G	1	0	0	0	0	1	1	0	0	0	0	0	3
POSS MARIJ <2OZ	0	1	0	0	1	0	3	2	4	0	0	1	12
PUBLIC INTOXICATION	0	0	0	0	0	0	0	1	0	0	0	0	1
RESIST ARREST SEARCH OR TRANSPORT	0	0	0	0	0	0	0	0	0	1	1	2	4
STALKING	1	0	0	0	0	0	0	0	0	0	0	0	1
THEFT OF MATERIAL ALUM/BRNZ/COPPER/BRASS <\$30K	0	0	0	0	3	0	0	0	0	0	0	0	3
THEFT PROP < \$100	0	0	0	0	0	0	1	0	0	0	0	0	1
THEFT PROP <\$2,500 2/MORE PREV CONV	1	0	0	0	0	0	0	0	0	0	0	0	1
THEFT PROP >=\$2,500<\$30K	0	1	1	0	0	1	0	0	0	0	0	0	3
THEFT PROP >=\$750<\$2,500	0	0	0	0	0	0	0	0	0	0	1	0	1
UNAUTHORIZED USE OF A VEHICLE	0	0	0	0	3	0	0	0	0	0	0	0	3
UNL CARRY HANDGUN LIC HOLDER	0	0	0	0	0	1	0	0	0	0	0	0	1
UNL CARRYING WEAPON	0	1	1	0	1	0	0	1	0	0	1	1	6
UNL POSS FIREARM BY FELON	1	0	0	0	1	0	1	0	1	0	1	0	5
VIOL BOND/PROTECTIVE ORDER	0	0	0	0	0	0	0	1	0	0	0	0	1
Total	19	15	16	5	20	16	20	20	25	31	24	30	241