

Mayor Todd Kana
Daniel Miller, Position 1
Matthew Dantzer, Position 2
Richard Carby, Mayor Pro Tem, Position 3
Brenda Hoppe, Position 4
Jack L. Huitt Jr., Position 5



Don Doering, City Administrator
Kandice Garrett, City Secretary
Leonard Schneider, City Attorney
Kyle Montgomery, Police Chief
Beverly Standley, Finance/HR Administrator
Mike Kurzy, AEI Engineering

NOTICE OF PUBLIC MEETING OF THE MAGNOLIA CITY COUNCIL AMENDED AGENDA

SPECIAL CITY COUNCIL MEETING
TUESDAY, AUGUST 23, 2022 – 7:00 P.M.
Sewall Smith Council Chambers
18111 Buddy Riley Boulevard, Magnolia, Texas 77354

SPECIAL MEETING AGENDA

1. **CALL MEETING TO ORDER**
 - a. INVOCATION
 - b. PLEDGE OF ALLEGIANCE
 - c. ROLL CALL AND CERTIFICATION OF A QUORUM

2. **OPEN 1ST PUBLIC HEARING ON TAX RATE**

NOTICE OF PUBLIC HEARING ON TAX INCREASE

Notice is hereby given that the City of Magnolia will hold a Public Hearing on a proposal to increase total tax revenues from properties on the tax roll in the preceding tax year by 57.15% (*percentage by which proposed tax rate exceeds lower of voter-approval tax rate or no-new-revenue tax rate calculated under Chapter 26, Tax Code*). Your individual taxes may increase at a greater or lesser rate, or even decrease, depending on the change in the taxable value of your property in relation to the change in taxable value of all other property and the tax rate that is adopted.

A public meeting will be held on August 23, 2022 at 7:00 pm at City Hall, 18111 Buddy Riley Blvd., Magnolia, Texas 77354 to consider adoption of the budget and tax rate.

The average taxable value of a residence homestead in the City of Magnolia last year was **\$186,268**. Based on last year's tax rate of **\$0.4051** per \$100 of taxable value, the amount of taxes imposed last year on the average home was **\$754.57**.

The average taxable value of a residence homestead in the City of Magnolia this year is **\$216,923**. If the governing body adopts the proposed tax rate of **\$0.3813** per \$100 of taxable value, the amount of taxes imposed this year on the average home would be **\$827.13**.

Members of the public are encouraged to attend the hearings and express their views.

A meeting to consider adopting the budget (if not adopted at this meeting) and tax rate is scheduled for Wednesday, August 24, 2022 at 7:00 p.m.

3. CLOSE 1ST PUBLIC HEARING

4. OPEN 2ND PUBLIC HEARING ON BUDGET

NOTICE OF PUBLIC HEARING ON 2023 ANNUAL BUDGET

The City of Magnolia will hold a Public Hearing on the proposed Operating Budget for the fiscal year that begins on October 1, 2022 and ends on September 30, 2023. The hearing will be held at 7:00 p.m. in the City Council Chambers, 18111 Buddy Riley Blvd., Magnolia, Texas, on August 23, 2022. All interested parties are invited to attend.

This budget will raise more revenue from property taxes than last year's budget by an amount of \$699,210 which is a 57.15 percent increase from last year's budget. The property tax revenue to be raised from new property added to the tax roll this year is \$147,215.

A copy of the proposed budget is on file with the City Secretary for public review and inspection. The City Secretary's office is located at City Hall and is open from 8:00 a.m. – 12:30 p.m. and 1:30 p.m. – 5:00 p.m. Monday through Friday and is also accessible at www.cityofmagnolia.com on the Home page.

5. CLOSE 2ND PUBLIC HEARING

6. ADJOURN PUBLIC HEARINGS AND CONVENE OPEN SPECIAL MEETING

7. ITEM DELETED

8. CONSIDERATION – ORDINANCE NO. O-2022-023 – ADOPT FISCAL YEAR 2022-2023 ANNUAL OPERATING BUDGET, OR VOTE TO POSTPONE THE FINAL BUDGET VOTE UNTIL AUGUST 24, 2022 MEETING AT 7:00 PM (Mayor Todd Kana)

Consideration and possible action to either adopt:

ORDINANCE NO. O-2022-023

AN ORDINANCE OF THE CITY COUNCIL OF THE CITY OF MAGNOLIA, TEXAS, APPROVING AND ADOPTING THE FISCAL YEAR 2022-2023 ANNUAL OPERATING BUDGET OF THE CITY OF MAGNOLIA, TEXAS; MAKING APPROPRIATIONS FOR THE CITY FOR SUCH YEAR AS REFLECTED IN SAID BUDGET; AND MAKING CERTAIN FINDINGS AND CONTAINING CERTAIN PROVISIONS RELATING TO THE SUBJECT.

or, vote to postpone the final budget vote until August 24, 2022 at 7:00 p.m.

"I move to adopt Ordinance No. O-2022-023 which approves and adopts the annual operating budget of the City of Magnolia, Texas for the fiscal year 2022-2023."

9. CONSIDERATION – RATIFICATION TAX REVENUE INCREASE REFLECTED IN THE ADOPTED 2022-2023 ANNUAL OPERATING BUDGET (Mayor Todd Kana)

Consideration, discussion and possible action to ratify the tax revenue increase of \$699,210 reflected in the adopted 2022-2023 Annual Operating Budget.

"I move to ratify the increase in more revenue from property taxes than last year's budget by an amount of \$699,210 which is an 57.15% increase from last year's budget and by an additional amount of \$147,215 of property tax revenue from new property added to the tax roll this year."

10. CONSIDERATION AND POSSIBLE ACTION FOR APPROVAL OF LEASE AGREEMENT FOR TEMPORARY EQUIPMENT AT WATER PLANT NO. 3 TO PROVIDE ADDITIONAL PRESSURE TO COMMERCIAL DEVELOPMENTS ON THE EAST END OF THE CITY UNTIL THE PERMANENT FACILITIES ARE INSTALLED (Mayor Todd Kana)

11. CLOSED EXECUTIVE SESSION

The City Council of the City of Magnolia, Texas, reserves the right to adjourn into Executive Session at any time during the course of this meeting to discuss any of the matters listed below as authorized by Title 5, Chapter 551, of the Texas Government Code. §551.071(Consultation with Attorney), §551.072 (Deliberations about Real Property), §551.073 (Deliberations about Gifts and Donations), §551.074 (Personnel Matters), §551.076 (Deliberations about Security Devices), §551.086 (Deliberations about competitive matters), and §551.087 (Deliberation about Economic Development Matters.)

12. RECONVENE into regular session and consider action, if any, on item(s) discussed in executive session.

13. ADJOURN

If, during the course of the meeting and discussion of any items covered by this notice, City Council determines that a Closed or Executive Session of the Council is required, then such closed meeting will be held as authorized by Texas Government Code, Chapter 551, Section 551.071 – consultation with counsel on legal matters; Section 551.072 – deliberation regarding purchase, exchange, lease or value of real property; Section 551.073 – deliberation regarding a prospective gift; Section 551.074 – personnel matters regarding the appointment, employment, evaluation, reassignment,

duties, discipline, or dismissal of a public officer or employee; Section 551.076 – implementation of security personnel or devices; Section 551.086 – deliberation regarding competitive matters of a public power utility ; Section 551.087 – deliberation regarding economic development negotiation; and/or other matters as authorized under Texas Government Code. If a Closed or Executive Session is held in accordance with the Texas Government Code as set out above, the City Council will reconvene in Open Session in order to take action, if necessary, on the items addressed during Executive Session.

Persons with disabilities who plan to attend this meeting and who may need auxiliary aids or services are requested to contact the City Secretary's office at (281-305-0550), two working days prior to the meeting for appropriate arrangements.

CERTIFICATE

I certify that a copy of the *Notice of Meeting* was posted on the City Hall bulletin board, a place convenient and readily accessible to the general public at all times, and to the City's website, www.cityofmagnolia.com, in compliance with Chapter 551, Texas Government Code.

DATE

8/20/2022

TIME

12:55 PM

TAKEN DOWN


Don Doering, City Administrator



NOTICE OF MEETING TO VOTE ON TAX RATE

A tax rate of \$0 per \$100 valuation has been proposed by the governing body of City of Magnolia.

PROPOSED TAX RATE	\$0 per \$100
NO-NEW-REVENUE TAX RATE	\$0.2664 per \$100
VOTER-APPROVAL TAX RATE	\$0.3813 per \$100

The no-new-revenue tax rate is the tax rate for the 2022 tax year that will raise the same amount of property tax revenue for City of Magnolia from the same properties in both the 2021 tax year and the 2022 tax year.

The voter-approval rate is the highest tax rate that City of Magnolia may adopt without holding an election to seek voter approval of the rate.

The proposed tax rate is not greater than the no-new-revenue tax rate. This means that City of Magnolia is not proposing to increase property taxes for the 2022 tax year.

A PUBLIC MEETING TO VOTE ON THE PROPOSED TAX RATE WILL BE HELD ON August 23, 2022 AT 7:00 PM AT Sewall Smith Council Chambers, 18111 Buddy Riley Blvd, Magnolia TX 77354.

The proposed tax rate is also not greater than the voter-approval tax rate. As a result, City of Magnolia is not required to hold an election to seek voter approval of the rate. However, you may express your support for or opposition to the proposed tax rate by contacting the members of the City Council of City of Magnolia at their offices or by attending the public meeting mentioned above.

YOUR TAXES OWED UNDER ANY OF THE RATES MENTIONED ABOVE CAN BE CALCULATED
AS FOLLOWS:

Property tax amount= (tax rate) x (taxable value of your property)/100

FOR the proposal:

AGAINST the proposal:

PRESENT and not voting:

ABSENT:

Visit [Texas.gov/PropertyTaxes](https://www.texas.gov/PropertyTaxes) to find a link to your local property tax database on which you can easily access information regarding your property taxes, including information about proposed tax rates and scheduled public hearings of each entity that taxes your property.

The 86th Texas Legislature modified the manner in which the voter-approval tax rate is calculated to limit the rate of growth of property taxes in the state.

The following table compares the taxes imposed on the average residence homestead by City of Magnolia last year to the taxes proposed to be imposed on the average residence homestead by City of Magnolia this year.

	2021	2022	Change
--	------	------	--------

Total tax rate (per \$100 of value)	\$0.4051	\$0	decrease of -0.4051, or -100.00%
Average homestead taxable value	\$186,268	\$216,923	increase of 30,655, or 16.46%
Tax on average homestead	\$754.57	\$0	decrease of -754.57, or -100.00%
Total tax levy on all properties	\$1,223,405	\$0	decrease of -1,223,405, or -100.00%

For assistance with tax calculations, please contact the tax assessor for City of Magnolia at 936.538.8124 or tammy.mcrae@mctx.org, or visit www.mocotaxes.org for more information.

NOTICE OF PUBLIC HEARING

ON 2023 ANNUAL BUDGET

The City of Magnolia will hold a Public Hearing on the proposed Operating Budget for the fiscal year that begins on October 1, 2022 and ends on September 30, 2023. The hearing will be held at 7:00 p.m. in the City Council Chambers, 18111 Buddy Riley Blvd., Magnolia, Texas, on August 23, 2021. All interested parties are invited to attend.

This budget will raise more revenue from property taxes than last year's budget by an amount of \$699,210 which is a 57.15 percent increase from last year's budget. The property tax revenue to be raised from new property added to the tax roll this year is \$147,215.

A copy of the proposed budget is on file with the City Secretary for public review and inspection. The City Secretary's office is located at City Hall and is open from 8:00 a.m. – 12:30 p.m. and 1:30 p.m. – 5:00 p.m. Monday through Friday and is also accessible at www.cityofmagnolia.com on the Home page.

Hearst Newspapers, LLC Order Confirmation

<u>Ad Order Number</u> 0034220203	<u>Customer</u> CITY OF MAGNOLIA	<u>Payer Customer</u> CITY OF MAGNOLIA	<u>PO Number</u>
<u>Sales Rep</u> 0630-HOU	<u>Customer Account</u> 20017370	<u>Payer Account</u> 20017370	<u>Ordered By</u> Kandice Garrett
<u>Order Taker</u> jvegs	<u>Customer Address</u> 18111 BUDDY RILEY BLVD MAGNOLIA TX 773545864 USA	<u>Payer Address</u> 18111 BUDDY RILEY BLVD MAGNOLIA TX 773545864 USA	<u>Customer Fax</u>
<u>Order Source</u> Rep	<u>Customer Phone</u> 2813562266	<u>Payer Phone</u> 2813562266	<u>Customer Email</u>
			<u>Special Pricing</u>

<u>Tear Sheets</u>	<u>Proofs</u>	<u>Affidavits</u>	<u>Blind Box</u>	<u>Promo Type</u>	<u>Materials</u>
--------------------	---------------	-------------------	------------------	-------------------	------------------

0	0	1			
---	---	---	--	--	--

<u>Invoice Text</u> 2023 ANNUAL BUDGET	<u>Ad Order Notes</u>
---	-----------------------

<u>Gross Amount</u>	<u>Net Amount</u>	<u>Tax Amount</u>	<u>Total Amount</u>	<u>Payment Method</u>	<u>Payment Amount</u>	<u>Amount Due</u>
589.25	\$845.90	\$0.00	\$845.90	Credit Card Pymt	\$0.00	\$845.90

<u>Ad Number</u> 0034220203-01	<u>Ad Type</u> ROP Display	<u>Production Method</u> New Build	<u>Production Notes</u>
-----------------------------------	-------------------------------	---------------------------------------	-------------------------

<u>External Ad Number</u>	<u>Ad Attributes</u>	<u>Ad Released</u> No	<u>Pick Up</u>
---------------------------	----------------------	--------------------------	----------------

<u>Ad Size</u> 3 X 10.25"	<u>Color</u>
------------------------------	--------------

<u>Product</u> HCN Conroe Courier	<u>Placement</u> Main-HCN	<u>Position</u> Legals-ROP	<u>First Run Date</u> Saturday, August 13, 2022	<u>Last Run Date</u> Saturday, August 13, 2022
--------------------------------------	------------------------------	-------------------------------	--	---

CITY OF MAGNOLIA PROPOSED FISCAL YEAR 2022- 2023 BUDGET



COPY AS OF 7/22/2022

In compliance with S.B. No. 656; SECTION 1. Section 102.007, Texas Local Government Code, the following information is included as the cover page for the City of Magnolia budget document:

This budget will raise more revenue from property taxes than last year's budget by an amount of \$699,210, which is a 57.15 percent increase from last year's budget. The property tax revenue to be raised from new property added to the tax roll this year is \$147,215.

A record vote will be conducted of the City Council on August 24, 2022, for approval of an ordinance adopting the City of Magnolia 2022-2023 Fiscal Year Annual Budget.

City Council	Aye	Nay	Absent
Daniel Miller, Position 1			
Matthew Dantzer, Position 2			
Rick Carby, Mayor Pro Tem/Position 3			
Brenda Hoppe, Position 4			
Jack L. Huitt, Jr., Position 5			

The municipal property tax rates for the preceding fiscal year, and each municipal property tax rate that has been proposed or calculated for the current fiscal year, include:

Tax Year Fiscal Year	2022 2022-2023	2021 2021-2022
Total Calculated Rate	\$ 0.4051	\$ 0.4051
Calculated Operating Rate	\$ 0.1429	\$ 0.1429
Calculated Debt Rate	\$ 0.2622	\$ 0.2622
No-New-Revenue Tax Rate	\$ 0.2664	\$ 0.3860
No-New-Revenue Operating Rate (M&O)	\$ 0.0003	\$ 0.1451
Voter-Approval Operating Rate (M&O)	\$ 0.1152	\$ 0.1501
Debt Rate (I&S)	\$ 0.2661	\$ 0.2622
Voter Approval Rate	\$ 0.3813	\$ 0.4229

The total amount of outstanding municipal debt obligations (principal & interest) is as follows:

Type of Debt	Total Outstanding Debt	Current Year Debt
Property Tax Supported	\$ 28,779,690	\$ 1,482,923
Self-Supporting	\$ 36,628,696	\$ 1,889,115
Total Debt	\$ 65,408,387	\$ 3,371,038

City of Magnolia

Authorized Positions by Department

		Approved 2018-2019	Approved 2019-2020	Approved 2020-2021	Approved 2021-2022	Proposed 2022-2023
CITY COUNCIL	Mayor and Council	6	6	6	6	6
	Total	6	6	6	6	6
ADMINISTRATION	City Administrator	1	1	1	1	1
	Permit Tech/Planner	0	0	0.5	0	1
	City Engineer	0	0	0	1	1
	Code Enforcement Officer	1	1	1	1	1
	Total	2	2	2.5	3	4
POLICE	Chief of Police	1	1	1	1	1
	Lieutenant	1	1	1	1	1
	Sergeant	3	3	3	3	4
	Detective	1	1	1	1	1
	Investigator	1	1	1	1	1
	Patrol Officers	9.5	10	7	8	12
	Reserve Officers	1	1	1	1	1
	Administrative Asst/Dispatch	1	1	2	2	2
	Code Compliance Officer	0	0	0	0	0
	Executive Officer	0	0	0	0	0
	Evidence Clerk	1	1	1	1	1
	Total	19.5	20	18	19	24
PUBLIC WORKS	Director	1	1	1	1	1
	Public Works Assistant					1
	Water/Wastewater Plant Operator	1	1	1	1	2
	Utility/Maintenance Worker	4	5	4	6	10
	Laborers (includes Parks-2)	1	1	1.5	2	4
	Mechanic	1	1	1	1	1
	Total	8	9	8.5	11	19
MUNICIPAL COURT	Judge	1	1	1	1	1
	Associate Judge	1	1	1	1	1
	Municipal Court Administrator	1	1	1	0	1
	Municipal Court Clerk	1	1	1	2	1
	Total	4	4	4	4	4
FINANCE	Finance Administrator	1	1	1	1	1
	Finance Clerk	0.5	0.5	0.5	1	1
	Total	1.5	1.5	1.5	2	2
CITY SECRETARY	City Secretary	1	1	1	1	1
	Assistant					0
	Total	1	1	1	1	1
WATER/SEWER	Utility Maintenance Worker	0	0	0	0	0
	Water/Wastewater Plant Operator	0	0	0	0	0
	Mechanic	0	0	0	0	0
	Utility Technician	1	1	1.5	2	2
	Total	1	1	1.5	2	2
Grand Total (Excl. Council)		37	38.5	37	42	56

City of Magnolia

2022-2023 Approved Budget Major Items

Revenue

Total property tax M&O estimated at \$.1429 on valuation of \$ 644,874,744 (preliminary)	\$	921,526
---	----	---------

Overall

Increase in health insurance rates 17.54% (in review)	\$	141,090
3% salary increases for administrative personnel, police chief, & public works employees	\$	37,926

Administration

One Engineer (salary & benefits) 50% transferred from W/S	\$	127,482
Overtime allowance	\$	2,000
Records Management Software (3 yr contract) per City Secretary	\$	10,000

Police Dept

Five (5) new patrol officers (salary & benefits)	\$	289,063
--	----	---------

Public Works

*Four new positions (salary & benefits) + ONE admin asst.	\$	250,394
*Two current positions already moved to Parks		
Three Chev Silverado (2 4x2 Reg Cab & 1 4x2 Crew Cab) with equipment (toolboxes, trac racs)	\$	130,641
Workbench, station, cabinet for garage	\$	2,300
Automotive, 2 post lift, air compressor for garage	\$	23,000

Court

Computer software	\$	1,000
Overtime allowance	\$	3,000

Finance

New Computer & Printer	\$	3,000
------------------------	----	-------

Facilities

Furniture for the lobby	\$	6,000
-------------------------	----	-------

Parks

Mowers (2)	\$	32,000
Chipper	\$	2,800
Kawasaki ATV	\$	25,850

Water/Sewer

Overtime allowance	\$	4,000
52'x92'x14' Eve Height Metal Building at Sewer Plant Build out of offices	\$	120,492
Connie Street Project	\$	1,000,000.00

City of Magnolia

Major Funds Summary For Proposed 2022-2023 Budget

	General Fund	Water/Sewer Fund	Total of Major Funds
REVENUES:			
Property Taxes	\$921,526		\$921,526
Sales Taxes	\$2,150,000		\$2,150,000
Other Taxes	\$30,000		\$30,000
Franchise Fees	\$260,000		\$260,000
Licenses & Permits	\$2,507,500		\$2,507,500
Fines & Forfeitures	\$343,500		\$343,500
Interest Income	\$0	\$6,000	\$6,000
Water User Fees		\$2,857,500	\$2,857,500
Sewer User Fees		\$2,134,000	\$2,134,000
Impact Fees		\$4,800,000	\$4,800,000
Other Revenue	\$25,000		\$25,000
Miscellaneous	\$24,568		\$24,568
Total Revenues	\$6,262,094	\$9,797,500	\$16,059,594
TRANSFERS:			
Intra-Fund Transfer (02)Water	\$1,021,695		\$1,021,695
Intra-Fund Transfer (05) Debt Svc		\$654,500	\$654,500
Intra-Fund Transfer (06)4B	\$8,000	\$266,971	\$274,971
Intra-Fund Transfer (07)4A	\$2,365		\$2,365
Intra-Fund Trfr (10)Red Lt Camera(TC)	\$0		\$0
Total Intra-Fund Transfers	\$1,032,060	\$921,471	\$1,953,531
Total Revenues/Transfers	\$7,294,154	\$10,718,971	\$18,013,125
EXPENDITURES:			
Personnel Services	\$3,740,487	\$121,775	\$3,862,262
Contractual Expenses	\$1,249,395	\$805,630	\$2,055,025
Miscellaneous Expenses	\$394,710	\$2,263,702	\$2,658,412
Capital Expenses	\$283,606	\$472,742	\$756,348
Intra-Fund Trfrs Out		\$2,021,695	\$2,021,695
Total Expenditures/Transfers	\$5,668,197	\$5,685,544	\$11,353,741
Total Revenue Over/(Under) Expenditures	\$1,625,957	\$5,033,427	\$6,659,384

City of Magnolia

SUMMARY-Preliminary Budget 2022-2023

GENERAL FUND

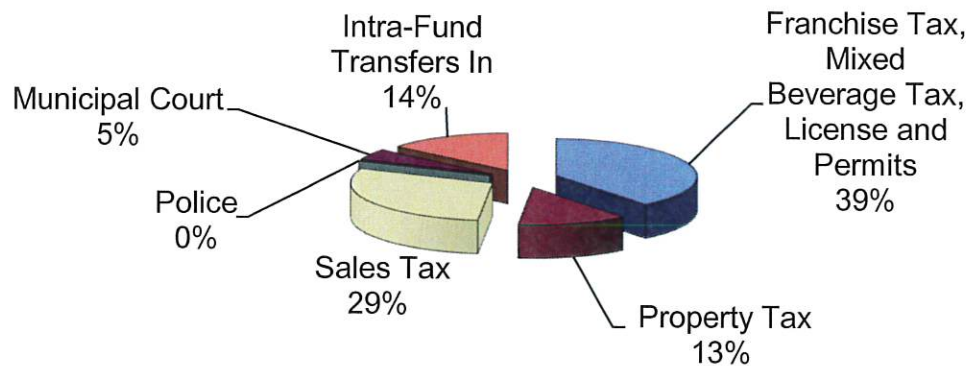
REVENUE SUMMARY	Approved 2020-2021	Approved 2021-2022	Proposed 2022-2023	-/+ % Change
City Hall / Administration	\$2,498,965	\$3,447,140	\$5,918,594	71.70%
Police Department	\$4,000	\$4,000	\$3,000	(25.00%)
Municipal Court	\$340,500	\$340,500	\$340,500	0.00%
Intra-Fund Transfers In	\$609,666	\$665,603	\$1,032,060	55.06%
TOTAL REVENUE	\$3,453,131	\$4,457,243	\$7,294,154	63.65%
EXPENDITURE SUMMARY				
City Hall / Administration	\$623,459	\$1,231,975	\$1,291,784	4.85%
Police Department	\$1,532,545	\$1,610,436	\$2,080,757	29.20%
Public Works	\$676,287	\$860,527	\$1,508,132	75.26%
Municipal Court	\$182,455	\$180,444	\$229,871	27.39%
Finance	\$131,097	\$165,954	\$207,559	25.07%
City Secretary	\$129,693	\$128,126	\$132,514	3.42%
Facilities	\$130,200	\$152,414	\$98,500	(35.37%)
City Council	\$35,724	\$35,120	\$53,630	52.71%
Parks	\$7,400	\$64,500	\$65,450	1.47%
TOTAL EXPENDITURES	\$3,448,860	\$4,429,496	\$5,668,197	27.96%
REVENUE OVER (UNDER) EXPENDITURES	\$4,271	\$27,747	1,625,957	

City of Magnolia

Revenue Summary - General Fund

	Approved 2019-2020	Approved 2020-2021	Approved 2021-2022	Proposed 2022-2023
General Fund				
Franchise, Beverage, Permits, Misc.	\$465,500	\$897,000	\$1,221,000	\$2,847,068.00
Property Tax	\$409,310	\$401,965	\$426,140	\$921,526.01
Sales Tax	\$1,205,000	\$1,200,000	\$1,800,000	\$2,150,000.00
Police	\$10,000	\$4,000	\$4,000	\$3,000.00
Municipal Court	\$447,000	\$340,500	\$340,500	\$340,500.00
Intra-Fund Transfers In	\$590,034	\$609,665	\$665,603	\$1,032,059.96
Total	\$3,126,844	\$3,453,130	\$4,457,243	\$7,294,154

Revenues



City of Magnolia

General Fund - 01

	Approved 2020-2021	Actual 2020-2021	Approved 2021-2022	Projected 2021-2022	Proposed Budget 2022-2023
Revenues					
General and Administrative					
40014 Proceeds TX Gen Land Office	0	228,587		259,308	
40016 Grants 4269/4272-April 2016	0	0	0	(54,212)	0
40102 Gen/Admin Donations	0	0	0	0	0
40102 Magnolia Foundation Comm					11,568
40104 Liquor License Fee	500	6,838	500	131	500
40105 Ad Valorem Tax Revenue	401,965	402,013	401,965	410,737	921,526
40107 Mix Beverage Tax Revenue	20,000	33,952	20,000	30,529	30,000
40110 Wrecker Permit Fees	1,000	1,005	1,000	1,005	1,000
40116 Sales Tax Revenue	1,200,000	2,321,279	1,200,000	2,062,990	3,000,000
40116.01 Contra Sales Tax Abatements	0	(561,468)			(850,000)
40117 Misc. Income	2,500	101,862	2,500	45,467	5,000
40117.01 Unity Park Rental	0	8,250	0	3,128	4,000
40118 License and Permits	625,000	1,273,902	625,000	625,000	2,500,000
40119 Sign Permit Revenue	5,000	1,915	5,000	1,950	6,000
40120 Franchise Tax Revenue	230,000	248,427	230,000	265,086	260,000
40120.01 In Kind Franchise Income	4,000	0	4,000	4,533	0
40122 Interest Income/Gen Fund	0	0	0	0	0
40127 Rendition Penalty/Montg. Co.	0	0	0	0	0
40128 Vehicle & Equip. Sales	0	0	0	0	0
40129 Sale of Assets	0	0	0	0	0
40133 Plat Fee Revenue	7,000	25,650	7,000	18,000	25,000
40199 Prop Tax Penalties/Interest	2,000	12,855	2,000	4,000	4,000
Total General and Administrative	2,498,965	4,105,067	2,498,965	3,677,652	5,918,594
Police					
40203 Police Department Donations	0	0	0	0	0
40204 Police Department Grants	0	0	0	0	0
40209 Police Grant - TAPEIT	0	0	0	0	0
40223 Police Forfeited Prop Revenue	2,000	0	2,000	0	0
40224 Police-Asset Forfeiture	2,000	3,111	2,000	5,531	3,000
40233 S.T.E.P. Revenue	0	0	0	0	0
Total Police	4,000	3,111	4,000	5,531	3,000
Courts					
40401 Summoning Jury Fee	0	0	0	103	0
40407 OMNI Revenue	2,000	1,372	2,000	1,392	2,000
40409 Warrant Fee Revenue	20,000	17,208	20,000	17,033	20,000
40410 Court Fine Revenue	250,000	219,856	250,000	202,817	250,000
40413 Bond Escrow/Bond Refund	35,000	30,670	35,000	32,120	35,000
40414 C.O.L.A.G.Y.	32,000	31,572	32,000	31,962	32,000
40416 Child Safety Seat Fee	0	121	0	182	0
40423 Bond	0	4,529	0	3,381	0
40424 Truancy Prevention Fund	1,500	7,214	1,500	4,514	1,500
Total Courts	340,500	312,542	340,500	293,504	340,500.00
Intra-Fund Transfers					
49902 Intra-Fund Transfer (02) Water	401,044	363,031	401,044	401,044	1,021,695
49904 Transfer with Fund 04	0	(228,587)			
49906 Intra-Fund Transfer (06)4B	11,060	33,178	11,060	37,404	8,000
49907 Intra-Fund Transfer (07)4A	2,783	29,318	2,783	32,655	2,365
49910 Intra-Fund Trfr (10)Red Lt Camera	194,779	206,077	194,779	205,205	0
Total Intra-Fund Transfers	609,666	403,017	609,666	676,308	1,032,060
Total Revenue	3,453,131	4,823,737	3,453,131	4,652,995	7,294,154

City of Magnolia

Revenues

Account	Account Name	Proposed Budget	Description
40102	Gen/Admin Donations	-	
40102.06	Communtly Events	11,568	Formerly MFC
40104	Liquor License Fee	500	Fees paid in order to sell alcohol within City limits
40105	Ad Valorem Tax Revenue	921,526	M&O estimated tax rate of \$.1429 based on estimated valuation of \$ 644,874,744 e
40107	Mixed Beverage Tax Revenue	30,000	Locally collected taxes on the sale and consumption of alcohol. Tax rate established by State.
40110	Wrecker Permit Fees	1,000	Fees paid by wrecker companies to operate within City
40116	Sales Tax Revenue	3,000,000	City's portion of sales tax---\$.01 of the total \$.0825 collected by the State
40116.01	Contra Sales Tax Abatement(s)	(850,000)	ST9 Sales Tax Abatement
40117	Misc. Income	5,000	Miscellaneous receipts which do not fall within any other category
40117.01	Unity Park Rental	4,000	Fees paid for rental of Unity Park facilities
40118	Licenses and Permits	2,500,000	Fees paid as established by ordinance for construction of structures inside the City
40119	Sign Permit Revenue	6,000	Fees paid to enable a business to install a sign within the City/annual renewal required
40120	Franchise Tax Revenue	260,000	Fees paid for the privilege of operating in the City, based on gross revenues and percent established by contract
40120.01	In Kind Franchise Income	-	
40127	Rendition Penalty/Montgomery Co.	-	Penalties applied to businesses in noncompliance with personal property rendition laws
40128	Vehicle & Equip. Sales	-	Income from sale of surplus property
40133	Plat Fee Revenue	25,000	
40199	Prop Tax Penalties/Interest	4,000	
40204	Police Department Grants	-	
40223	Police/Forfeited Prop Rev	-	
40224	Asset Forfeitures	3,000	

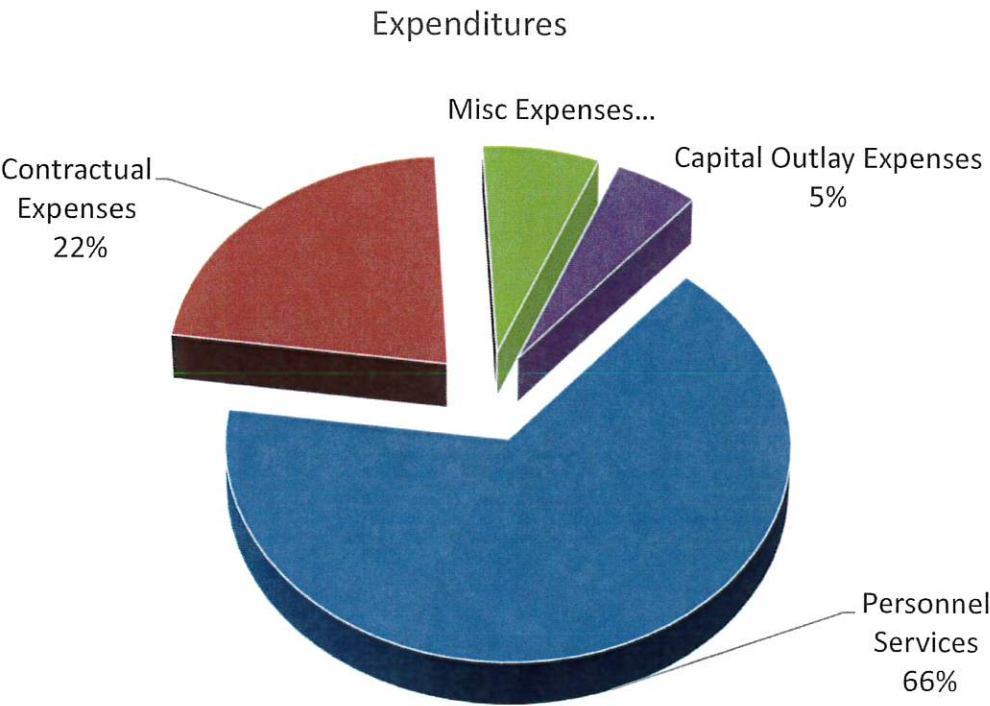
City of Magnolia

Revenues

Account	Account Name	Proposed Budget	Description
Court Fees and Fines, as limited by State law:			
40407	OMNI Revenue	2,000	
40409	Warrant Fee Revenue	20,000	
40410	Court Fines	250,000	
40413	Bond Escrow/Bond Refund	35,000	
40414	C.O.L.A.G.Y.	32,000	Collection agency fees
40423	Bond	-	
40425	Truancy Prevention Fee	1,500	
Intra-Fund Transfers:			
49902	Intra-Fund Transfer (02) Water	1,021,695	Funds transferred in from Water/Sewer Fund
49906	Intra-Fund Transfer (06) 4B	8,000	Funds transferred in from Community Development Fund
49907	Intra-Fund Transfer (07) 4A	2,365	Funds transferred in from Economic Development Fund
49910	Intra-Fund Trfr (10) Red Lt Camera	-	Funds transferred in from Red Light Camera Fund
		7,294,154	

Expenditure Summary - General Fund

	Approved 2019-2020	Approved 2020-2021	Approved 2021-2022	Proposed 2022-2023
General Fund				
Personnel Services	\$2,234,053	\$2,407,983	\$2,407,983	\$3,740,487
Contractual Expenses	\$618,614	\$689,087	\$689,087	\$1,249,395
Miscellaneous Expenses	\$265,250	\$261,200	\$261,200	\$394,710
Capital Outlay Expenses	\$5,590	\$90,590	\$90,590	\$283,606
Total	\$3,123,507	\$3,448,860	\$3,448,860	\$5,668,197



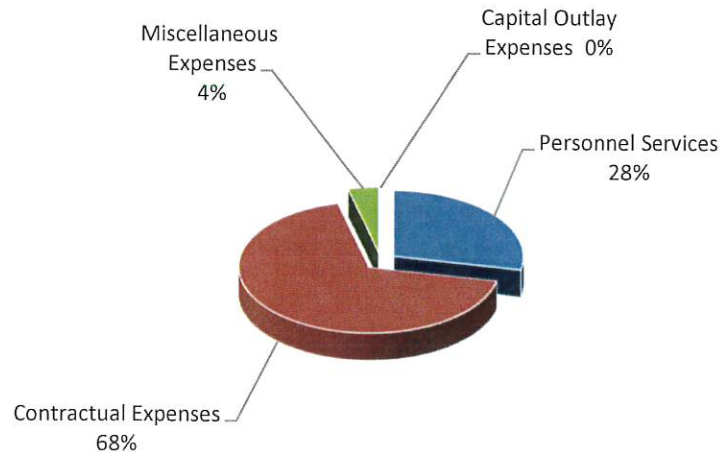
City of Magnolia

City Hall/Administration Expenditure Summary

	Approved 2019-2020	Approved 2020-2021	Approved 2021-2022	Proposed 2022-2023
Personnel Services	\$151,186	\$158,319	\$342,831	\$364,057.89
Contractual Expenses	\$310,515	\$325,415	\$841,034	\$879,116.25
Miscellaneous Expenses	\$42,080	\$40,550	\$48,110	\$48,610.00
Capital Outlay Expenses	\$0	\$0	\$0	\$0
Total	\$503,781	\$524,284	\$1,231,975	\$1,291,784

Staffing	Approved 2019-2020	Approved 2020-2021	Approved 2021-2022	Proposed 2022-2023
City Administrator	1	1	1	1
City Engineer	0	0	1	1
Permit Technician	0	0	0	1
Clerical	0	0.5	0	0
Finance	0	0	0	0
Executive Assistant	0	0	0	0
Code Enforcement Officer (Contract)	1	1	1	1
Total	2	2.5	3	4

City Hall/Administration



City of Magnolia

Department Expenditures City Hall/Administration

	Approved 2020-2021	Actual 2020-2021	Approved 2021-2022	Projected 2021-2022	Proposed Budget 2022-2023
Personnel Services					
501501 Salaries	120,665	119,130	120,665	120,207	264,013
501502 Car Allowance	6,000	6,017	6,000	5,885	12,000
501503 Overtime	0	39			2,000
501506 Salary 4B	0	21,305	0	24,967	0
501507 Salary 4A	0	21,830	0	25,480	0
501515 Longevity	60	60	60	60	175
501516 T.E.C.(Unemployment)	360	933	360	209	540
501517 TMRS	6,275	8,106	6,275	8,476	12,884
501518 Worker's Compensation	308	331	308	369	675
501526 Insurance (Med./Dental/Vision/Life)	12,552	12,419	12,552	12,456	42,327
501536 Payroll Tax (F.I.C.A/Medicare)	9,694	11,998	9,694	12,975	24,724
501543 Education,Travel, & Certifications	3,000	1,742	3,000	2,207	3,000
501547 Drug Test	200	70	200	100	100
501550 Dues and Memberships	1,470	1,203	1,470	1,658	1,620
Total Personnel Services	160,584	205,183	160,584	215,049	364,058
Contractual Expenses					
501625 Maint & Repair Vehicle	500	3,281	500	3,851	2,000
501629 Inspection Services	160,000	237,890	160,000	165,720	330,000
501632 Consultant/Contract Services	50,000	108,943	50,000	45,175	29,720
501632.01 Contract-ST9 380 Agreement	0	0	0	0	0
501632.05 Realtor's Commission-Mg Ridge TIRZ	0	0	0	0	75,000
501640 Legal	80,000	92,753	80,000	67,509	80,000
501640.02 Legal-TX Legislative Monitoring	0	30,000	0	30,000	30,000
501641 Accounting	16,400	16,890	16,400	16,400	18,585
501643 Engineering	50,000	39,009	50,000	29,946	250,000
501670 Rental of Office Equipment/copier	5,500	6,661	5,500	6,226	6,200
501673 Computer Software (S/W)	30,025	27,611	30,025	39,453	42,611
501674 Posting/Advertising	0	742	0	923	0
501677 Computer Assistance (IT Services)	15,000	18,607	15,000	12,076	15,000
Total Contractual Expenses	407,425	582,387	407,425	417,279	879,116
Miscellaneous Expenses					
501744 Minor Equipment	1,000	0	1,000	0	1,000
501751 Misc Expense-Prior Year	0	1,488			
501766 Office Supplies	5,500	4,249	5,500	3,917	5,000
501768 Planning Commission Expenses	9,650	11,096	9,650	9,650	16,400
501774 Cell Phones	900	928	900	945	960
501775 Ref. Books, Reports, Subscriptions	3,000	95	3,000	143	1,000
501778 Flower Fund	500	498	500	747	750
501779 Morale/Welfare	750	730	750	993	1,000
501800 Bank Fees	18,000	395	18,000	117	2,000
501806 City Administrators Fund	650	2,446	650	2,054	3,000
501807 Community Special Events	12,000	11,272	12,000	12,000	14,000
501833 Postage	3,500	2,791	3,500	2,901	3,500
501890 Other Uses-Grant Repayment	0	54,212			
Total Miscellaneous Expenses	55,450	90,200	55,450	33,467	48,610
Capital Expenses					
501920 Computer Equipment	0	0	0	0	0
Total Capital Expenses	0	0	0	0	0
Total City Hall/Administration Expenditures	623,459	877,770	623,459	665,795	1,291,784

City of Magnolia

City Hall/Administration

Account	Account Name	Proposed Budget	Description
501501	Salaries	264,013	City Administrator & Permit Tech/Planner & Engineer
501502	Car Allowance	12,000	Annual car allowance for City Administrator/Engineer
501503		2,000	Overtime for Planner/Permit Tech
501506	Salary 4B	-	Transfer amount of payroll expenses for 4B portion of EDC/CDC Director's salary/benefits
501507	Salary 4A	-	Transfer amount of payroll expenses for 4A portion of EDC/CDC Director's salary/benefits
501515	Longevity	175	\$5 per month per year of service with City
501516	T.E.C. (Unemployment)	540	Unemployment taxes- 2.0% rate
501517	TMRS	12,884	Retirement cost-4.88% (3 Mos.@ 4.84%-9 Mos.@ 4.89%)
501518	Worker's Compensation	675	Premiums paid to TML for W/C ins.
501526	Employee Insurance	42,327	Medical, dental, vision
501536	Payroll Tax	24,724	Social Security & Medicare-7.65% rate
501543	Education, Travel, Certifications	3,000	Training, travel & certifications
501547	Drug Test	100	Pre-employment & post-accident testing
501550	Dues, Memberships & Promotions	1,620	Tx City Mgt Ass'n 50 TFMA 100 Amex 150 TML 745 Tx Social Security Admin Fee 35 Sam's Club 140 Greater Magnolia Pkwy Chamber 250 Misc. 150
501625	Maint & Repair/Vehicle	2,000	Maintenance costs for code compliance vehicle
501629	Inspection Services	330,000	Inspections and reviews of construction
501632	Consultant/Contract Services	29,720	Consultants, i.e. Kendig Keast, 5,000 Municode, on-site shredding Contract-planning,dev salary - Code enforcement salary 24,720
501632.03	Contract ST9 380 Agreement	-	Sales Tax Abatement Agreement with ST9 Oil & Gas Company
501632.05	Contract-Realtor's Commission	75,000	Realtor's Commission (Magnolia Ridge TIRZ)
501632.07	Contract- Shadyside		380 Agreement
501632.09	Contract- Magnolia Village		380 Agreement
501640	Legal	80,000	Attorney fees
501640.02	Legal-TX Legislative Monitoring	30,000	Attorney fees for legislative tracking/monitoring required by House Bill 2224 & Senate Bill 784--2021 Tx Legislature

City of Magnolia

City Hall/Administration

Account	Account Name	Approved Budget	Description	
501641	Accounting	18,585	Fees for annual audit, accounting support	
501643	Engineering	250,000	General engineering fees	
501670	Rental of Office Equipment/Copier	6,200	Rental expense of copier, extra costs for b/w and color copies	
501673	Computer Software (S/W)	42,611	Tyler (Incode) annual maint.	14,500
			Records management system	10,000
			Blackboard (Connect Gov)	2,769
			CivicPlus software	2,363
			Domain renewal	75
			OCS-email hosting/spam filters	3,600
			Gov. office (website hosting)	780
			LogMeIn Connect Pro Bundle	2,135
			Adobe Pro	390
			Additional software purchase/ maintenance & support	6,000
501677	Computer Assistance (IT Services)	15,000	Technical services for admin	
501744	Minor Equipment	1,000	Miscellaneous	1,000
501766	Office Supplies	5,000	Paper, pens, staples, clips, toner, file folders, note pads, etc.	
501768	Planning Commission Expenses	16,400	Consulting	3,500
			enCodePlus annual s/w licensing	6,750
			Memberships	500
			Training	1,400
			Travel	1,250
			Scenic City update	2,500
			Supplies	500
501774	Cell Phones	960	Cost of cell phones and usage for City Administrator & Code Enforcement	
501775	Ref. Books, Reports, Subscriptions	1,000	Periodicals, manuals, updates to Local Gov't Code	
501778	Flower Fund	750	Cost of sending flowers for bereavement/ sickness of employees, Council, board members and their families	
501779	Morale/Welfare	1,000	Employee luncheons, birthday cakes, etc.	
501806	City Administrator's Fund	3,000	Misc. expenses of City Administrator, including business lunches/council mtg food	
501800	Bank Fees	2,000	Cost of printed deposit slips, account analysis fees, etc.	
501807	Community Special Events	14,000	Fireworks for July 4th, other events	
501807.06	Community Special Events	-	formerly MFC	
501833	Postage	3,500	Admin mailing costs including Pitney Bowes mail machine lease, mail permits, Fedex charges	
		1,291,784		

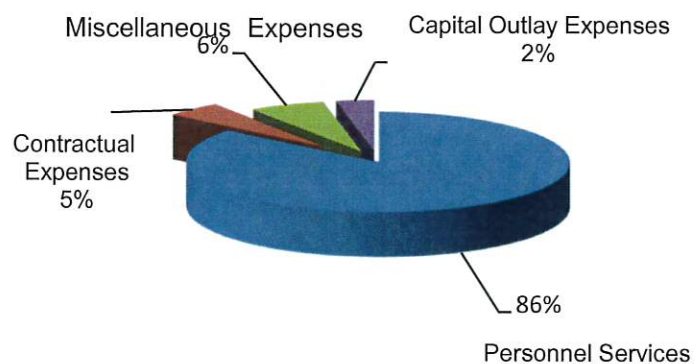
City of Magnolia

Police Department Expenditure Summary

	Approved 2019-2020	Approved 2020-2021	Approved 2021-2022	Proposed 2022-2023
Personnel Services	\$1,267,408	\$1,384,993	\$1,450,191	\$1,782,744
Contractual Expenses	\$71,599	\$65,562	\$89,910	\$99,998
Miscellaneous Expenses	\$62,400	\$56,400	\$64,745	\$131,900
Capital Outlay Expenses	\$5,590	\$25,590	\$5,590	\$66,115
Total	\$1,406,997	\$1,532,545	\$1,610,436	\$2,080,757

Staffing	Approved 2019-2020	Approved 2020-2021	Approved 2021-2022	Proposed 2022-2023
Chief of Police	1	1	1	1
Captain	0	0	0	0
Lieutenant	1	1	1	1
Sergeant	3	3	3	4
Detective	1	1	1	1
Investigator	1	1	1	1
Patrol Officers	10	7	8	12
Reserve Officers	1	1	1	1
Dispatch	0	0	0	0
Administrative Asst/Dispatch	1	2	2	2
Code Compliance Officer	0	0	0	0
Executive Officer	0	0	0	0
Evidence Clerk	1	1	1	1
Total	20	18	19	24

Police



City of Magnolia

	Approved 2020-2021	Actual 2020-2021	Approved 2021-2022	Projected 2021-2022	Proposed Budget 2022-2023
Police Department					
<u>Personnel Services</u>					
502501 Salaries	796,386	761,081	796,386	773,524	1,207,552
502503 Overtime	27,000	27,520	27,000	29,426	30,000
502504 S.T.E.P. Overtime	0	65	0	136	0
502510 Salary and Benefit Reimbursement	172,600	176,271	172,600	182,278	0
502515 Longevity	5,700	5,385	5,700	5,385	7,000
502516 T.E.C.(Unemployment)	3,060	4,296	3,060	3,060	4,140
502517 TMRS	52,088	49,514	52,088	52,086	60,734
502518 Worker's Compensation	22,000	19,887	22,000	19,405	30,000
502526 Insurance (Med./Dental/Vision/Life)	213,380	195,584	213,380	194,631	324,510
502536 Payroll Tax (F.I.C.A/Medicare)	76,629	71,260	76,629	72,501	95,208
502543 Education,Travel, & Certifications	14,000	26,159	14,000	16,568	20,000
502544 State P. D. Education	0	3,068	0	1,953	0
502547 Drug Test	1,600	680	1,600	760	600
502550 Dues, Memberships, & Promotions	550	638	550	550	3,000
Total Personnel Services	1,384,993	1,341,409	1,384,993	1,352,263	1,782,744
<u>Contractual Expenses</u>					
502604 Police Dept Cell Phones	12,000	8,491	12,000	7,183	12,000
502625 Maintenance & Repair Vehicle	26,000	40,944	26,000	28,824	35,000
502630 Outside Services	2,000	2,588	2,000	2,449	2,500
502634 Maintenance & Repair Office Equip.	500	0	500	0	500
502637 Radios	4,062	4,058	4,062	4,062	4,100
502670 Copy Machine/Lease of Office Equip.	4,000	3,947	4,000	3,667	4,000
502673 Computer Software	8,000	12,453	8,000	10,436	27,898
502677 IT Services	9,000	11,251	9,000	14,573	14,000
Total Contractual Expenses	65,562	83,732	65,562	71,194	99,998
<u>Miscellaneous Expenses</u>					
502744 Minor Equipment	1,000	7,635	1,000	1,253	9,000
502760 Fuel	0	132	0	0	50,000
502762 Uniforms & Badges	9,000	15,299	9,000	9,500	23,000
502766 Office Supplies	7,200	8,168	7,200	6,828	7,450
502769 Evidence Supplies	2,500	2,656	2,500	2,500	2,750
502770 Special Operations	1,500	611	1,500	1,500	1,500
502827 Fleet Insurance - TML	22,000	17,873	22,000	18,206	23,000
502828 Law Enforcement Liability	13,000	9,112	13,000	9,112	15,000
502833 Postage	200	0	200	0	200
Total Miscellaneous Expenses	56,400	61,486	56,400	48,899	131,900
<u>Capital Expenses</u>					
502920 Computer Equipment	20,000	22,809	20,000	20,000	0
502921 Radios	0	0	0	0	5,000
502922 Tasers	2,640	3,653	2,640	2,640	8,500
502924 Safety Vests	2,950	0	2,950	2,950	0
502951 Motor Vehicles	0	0	0	0	52,615
502960 Capital-Office Furniture	0	0	0	0	0
Total Capital Expenses	25,590	26,462	25,590	25,590	66,115
Total Police Department Expenditures	1,532,545	1,513,090	1,532,545	1,497,946	2,080,757

City of Magnolia

Police Department

Account	Account Name	Proposed Budget	Description	
502501	Salaries	1,207,552	23 employees (+1 Reserve)	
502503	Overtime	30,000	Authorized overtime for non-exempt employees	
502504	S.T.E.P. Overtime	-	State funds	
502510	Salary & Benefit Reimb (TC)	-	Salary for 0 employees-red light camera	
502515	Longevity	7,000	\$5 per month per year of service with City	
502516	T.E.C. (Unemployment)	4,140	Unemployment taxes- 2.0% rate	
502517	TMRS	60,734	Retirement cost-4.88% (3 Mos.@ 4.84%-9 Mos.@ 4.89%)	
502518	Worker's Compensation	30,000	Premiums paid to TML for W/C ins.	
502526	Employee Insurance	324,510	Medical, dental, vision for 23 empl.	
502536	Payroll Tax	95,208	Social Security & Medicare-7.65% rate	
502543	Education, Travel, Certifications	20,000	Misc education, travel expense	
502547	Drug Tests	600	Pre-employment & post-accident testing & polygraphs for new hires	
502550	Dues, Subscriptions, Promotions	3,000	IACP	210
			Amex, Sam's	130
			Amazon Prime	155
			Adobe Acropro	195
			Echelon Front Line	100
			Safe Fleet license subscriptions	2,444
			Misc	100
502604	Cell Phones	12,000	Cost of cell phones & usage (Includes notebook computer usage)	
502625	Maintenance & Repair Vehicles	35,000	Oil changes, inspection, repairs, maintenance of police vehicles	
502630	Outside Services	2,500	Contracted expenses	
502634	Maint/Repair of Office Equipment	500	Routine maintenance or repair costs of office equipment	
502637	Radios	4,100	Annual contract with Montgomery Co.	4,100
502670	Copy Machine/Lease-Office Equip.	4,000	Lease payments for copier and charge for extra copies	

City of Magnolia

Police Department

Account:	Account Name	Approved Budget	Description	
502673	Computer Software	27,898	Annual renewal of TCLEDDS	330
			TLO	2,160
			Leads Online	2,128
			Productivity Center	400
			Colossus	1,200
			OCS-Email hosting/spam filter	4,200
			Susteen	1,500
			Verizon Connect	1,560
			Copysync report mgt software	13,920
			Misc	500
502677	Computer Assistance (IT Services)	14,000	Technical services for P/D	
502744	Minor Equipment	9,000	Ammunition for training	1,200
			Vehicle computer	2,507
			Radar system	2,493
			Citation printers (2)	1,483
			Portable radio for new hire	3,161
502760	Fuel (Paid w/Red Lt Camera Funds)	50,000	Fuel for police vehicles	
502762	Uniforms & Badges	23,000	Uniforms & badges, new or replacement	
502766	Office Supplies	7,450	Copy paper, pens, file folders, toner, coffee supplies, etc.	
502769	Evidence Supplies	2,750	Expense associated with the collection of evidence in crime scenes, drug test kits, flex cuffs, personal protection search gloves	
502773	Special Operations	1,500	Surveillance & tactical operations	
502827	Fleet Insurance-TML	23,000	Vehicle insurance	
502828	Law Enforcement Liability	15,000	Police officers' liability insurance	
502833	Postage	200	Cost to send certified letters	
502920	Computer Equipment	-		
502921	Radios	5,000	radios for additional officers	
502922	Tasers (Holsters & Cartridges)	8,500	Class III tasers w/holsters, battery packs, cartridges, dataport download kits	
502924	Personal Ballistic Armor	-	Vest for new officer, etc.	
502951	Motor Vehicles	52,615	annual payment for (4) leased vehicles	
		2,080,757		

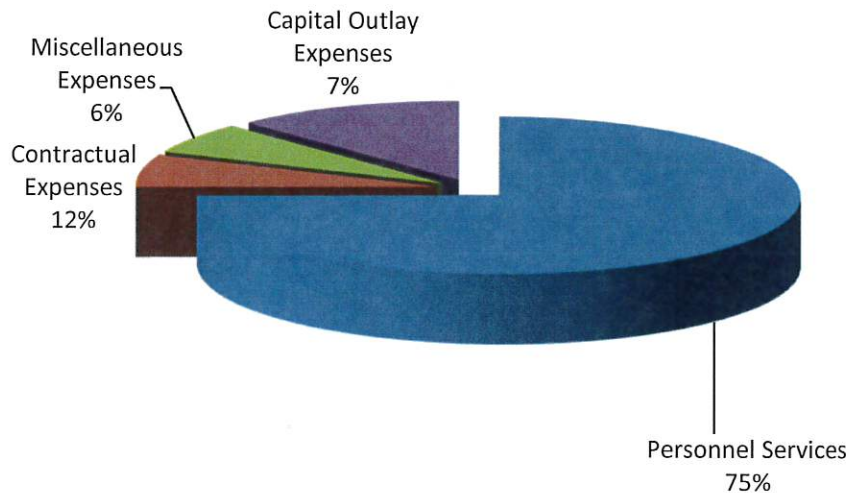
City of Magnolia

Public Works Expenditure Summary

	Approved 2019-2020	Approved 2020-2021	Approved 2021-2022	Proposed 2022-2023
Personnel Services	\$479,223	\$514,287	\$613,525	\$1,127,191
Contractual Expenses	\$71,200	\$85,000	\$82,780	\$100,000
Miscellaneous Expenses	\$74,500	\$62,000	\$79,500	\$95,300
Capital Outlay Expenses	\$0	\$15,000	\$84,722	\$185,641
Total	\$624,923	\$676,287	\$860,527	\$1,508,132

Staffing	Approved 2019-2020	Approved 2020-2021	Approved 2021-2022	Proposed 2022-2023
Public Works Director	1	1	1	1
Public Works Assistant				1
Water/Sewer Plant Operator	1	1	1	2
Utility Maintenance Worker	5	5	6	10
Laborers	1	0.5	2	4
Mechanic	1	1	1	1
Total	9	8.5	11	19

Public Works



City of Magnolia

	Approved 2020-2021	Actual 2020-2021	Approved 2021-2022	Projected 2021-2022	Proposed Budget 2022-2023
Public Works					
<u>Personnel Services</u>					
503501 Salaries	336,048	321,261	336,048	330,804	721,010
503503 Overtime	8,000	11,253	8,000	11,676	20,000
503505 Cell Phone Allowance	2,000	1,246	2,000	1,838	0
503506 Salary 4B	4,800	1,027	4,800	1,054	0
503515 Longevity	1,995	1,925	1,995	1,925	1,190
503516 T.E.C.	1,440	3,152	1,440	1,440	3,420
503517 T.M.R.S.	18,098	17,475	18,098	19,156	36,219
503518 Worker's Comp	9,000	9,905	9,000	9,909	15,000
503526 Insurance (Med/Dental/Life/Vision)	100,414	99,828	100,414	98,813	268,073
503536 Payroll Tax (F.I.C.A./Medicare)	26,992	25,455	26,992	25,379	56,778
503543 Education, Travel, Certification	5,000	3,763	5,000	4,714	5,000
503547 Drug Test	500	350	500	300	500
Total Personnel Services	514,287	496,641	514,287	507,008	1,127,191
<u>Contractual Expenses</u>					
503604 Electric (Street Lights)	35,000	25,441	35,000	27,579	50,000
503605 Cell Phones	0	1,595	0	960	5,500
503625 Maint/Repair-Vehicle(parts,inspection)	11,000	9,125	11,000	7,203	10,000
503632 Contract/Consulting Services	9,000	5,740	9,000	8,777	4,500
503633 Maint. & Repair Equip-Heavy	4,000	2,308	4,000	2,500	4,000
503650 Mowing	20,000	12,365	20,000	13,000	20,000
503653 Ditch Renovations	0	127	0	0	0
503655 Street Signs & Flags	3,000	489	3,000	1,500	3,000
503663 Rental of Equipment	3,000	0	3,000	3,000	3,000
Total Contractual Expenses	85,000	57,192	85,000	64,519	100,000
<u>Miscellaneous Expenses</u>					
503700 General Supplies	8,000	6,711	8,000	7,510	11,300
503744 Minor Tools and Equipment	6,500	9,778	6,500	13,611	20,000
503749 Street Supplies	1,000	191	1,000	300	1,000
503760 Fuel	30,000	24,859	30,000	26,793	35,000
503761 Tires and Tubes	1,000	2,816	1,000	2,950	3,000
503762 Uniforms and Badges	8,000	7,049	8,000	7,423	15,000
503827 Fleet Insurance - TML	7,500	8,240	7,500	8,637	10,000
503831 Damage Claims	0	2,425	0	0	0
Total Miscellaneous Expenses	62,000	62,070	62,000	67,224	95,300
<u>Capital Expenses</u>					
503940 Mowing	0	0	0	0	32,000
503945 Other Equipment	15,000	15,000	15,000	15,000	23,000
503951 Motor Vehicles	0	0	0	0	130,641
Total Capital Expenses	15,000	15,000	15,000	15,000	185,641
Total Public Works Expenditures	676,287	630,902	676,287	653,751	1,508,132

City of Magnolia

Public Works

Account	Account Name	Proposed Budget	Description
503501	Salaries	721,010	19 full-time employees includes Park
503503	Overtime	20,000	Authorized overtime for non-exempt employees
503505	Cell Phone Allowance	-	Allowance for use of personal cell phones for business purposes
503506	Salary 4B	-	Transfer amount of payroll expenses for 4B portion of Public Works salaries
503515	Longevity	1,190	\$5 per month per year of service with City
503516	T.E.C. (Unemployment)	3,420	Unemployment taxes- 2.0% rate
503517	TMRS	36,219	Retirement cost-4.88% (3 Mos.@ 4.84%-9 Mos.@ 4.89%)
503518	Worker's Compensation	15,000	Cost of W/C insurance
503526	Employee Insurance	268,073	Medical, dental, vision for 19 employees
503536	Payroll Tax	56,778	Social Security & Medicare-7.65% rate
503543	Education, Travel, Certifications	5,000	Training, travel & certifications
503547	Drug Test	500	Pre-employment & post-accident testing
503604	Electric (Street Lights)	50,000	Expense for all street lights in the City
503605	Cell Phones	5,500	Cost of cell phones for each employee
503625	Maintenance & Repair Vehicles	10,000	Oil changes, inspection, repairs, maintenance of P W vehicles
503632	Contract/Consulting Services	4,500	Tree removal 2,000 Debris cleanup,IT technical svc., 2,500 & misc. contract work
503633	Maint & Repair Equipment-Heavy	4,000	Costs to repair backhoe, tractor, & other equipment
503650	Mowing	20,000	Mowing of right-of-ways
503653	Ditch Renovations	-	Expenses for repairing ditches
503655	Street Signs & Flags	3,000	Expenses to replace street signs and flags
503663	Rental of Equipment	3,000	Cost to rent work equipment

City of Magnolia

Public Works

Account	Account Name	Proposed Budget	Description
503700	General Supplies	11,300	Misc supplies-marking paint, gloves, safety equipment, insect repellent, batteries, ragsinabox, shop supplies Workstation, workbench, cabinet(garage)
503744	Minor Tools & Equipment	20,000	Flashlights, generators, rakes, shovels, saws, drills/drill bits, mowers,edgers, etc.
503749	Street Supplies	1,000	Street supply costs that aren't HB445 fund repairs
503760	Fuel	35,000	Cost of fuel for P/W vehicles
503761	Tires and Tubes	3,000	Cost of tires for P/W vehicles, tractors & mowers
503762	Uniforms & Badges	15,000	Supply uniforms & cleaning
503827	Fleet Insurance-TML	10,000	Vehicle insurance
503940	Mowers & Edgers	32,000	New mowers (2)
503945	Other Equipment	23,000	Lifts, air compressor (for garage)
503951	Motor Vehicles	130,641	<div> <div>2023 truck</div> <div>2023 truck</div> <div>2023 1 ton truck</div> <div>Equipment for 3 trucks</div> </div> <div> <div>33,255</div> <div>33,255</div> <div>58,174</div> <div>5,957</div> </div>
		1,508,132	

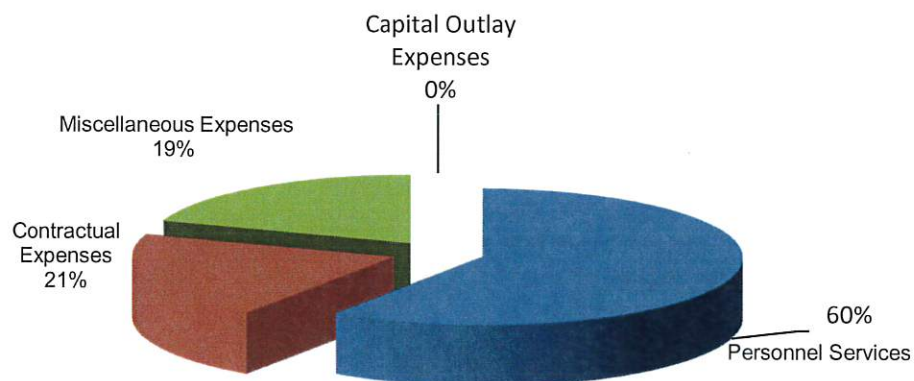
City of Magnolia

Municipal Court Expenditure Summary

	Approved 2019-2020	Approved 2020-2021	Approved 2021-2022	Proposed 2022-2023
Personnel Services	\$106,641	\$106,155	\$99,244	\$136,821
Contractual Expenses	\$37,000	\$36,000	\$40,200	\$47,500
Miscellaneous Expenses	\$46,800	\$35,300	\$41,000	\$45,550
Capital Outlay Expenses	\$0	\$5,000	\$0	\$0
Total	\$190,441	\$182,455	\$180,444	\$229,871

Staffing	Approved 2019-2020	Approved 2020-2021	Approved 2021-2022	Proposed 2022-2023
Judge	1	1	1	1
Associate Judge	1	1	1	1
Municipal Court Administrator	1	1	0	1
Municipal Court Clerk	1	1	2	1
Total	4	4	4	4

Municipal Court



City of Magnolia

	Approved 2020-2021	Actual 2020-2021	Approved 2021-2022	Projected 2021-2022	Proposed Budget 2022-2023
Municipal Court					
<u>Personnel Services</u>					
504501 Salaries	68,932	58,058	68,932	60,425	90,927
504503 Overtime	0	682	0	733	3,000
504515 Longevity	395	330	395	330	515
504516 T.E.C.	360	556	360	360	360
504517 T.M.R.S.	3,605	3,217	3,605	3,463	4,609
504518 Worker's Comp	176	234	176	234	232
504526 Insurance (Med/Dental/Life/Vision)	25,104	22,761	25,104	21,799	28,218
504536 Payroll Tax (F.I.C.A./Medicare)	5,304	4,527	5,304	4,486	7,225
504543 Education, Travel, Certification	2,000	1,675	2,000	1,200	1,500
504547 Drug Test	50	140	50	245	35
504550 Dues and Memberships	230	110	230	165	200
Total Personnel Services	106,155	92,291	106,155	93,440	136,821
<u>Contractual Expenses</u>					
504632 Contract/Outside Services	13,000	12,228	13,000	12,087	13,000
504640 Legal	12,000	5,850	12,000	6,300	12,000
504670 Rental of Office Equipment	0	659	0	884	1,000
504673 Incode Software & Support	11,000	10,672	11,000	12,000	16,500
504677 Computer Assistance/IT Services	0	2,553	0	2,022	5,000
Total Contractual Expenses	36,000	31,961	36,000	33,293	47,500
<u>Miscellaneous Expenses</u>					
504766 Office Supplies	2,500	2,408	2,500	2,571	5,000
504769 Office Equipment	0	0	0	0	2,500
504775 Ref. Books, Rpts, Subscriptions	300	0	300	0	100
504800 Bank Fees	0	337	0	337	250
504803 Over/Short Cash	0	(68)	0	(68)	0
504810 Court Jurors	500	0	500	200	200
504814 C.O.L.A.G.Y.	30,000	31,858	30,000	33,130	35,000
504833 Postage	2,000	1,409	2,000	1,125	2,500
Total Miscellaneous Expenses	35,300	35,943	35,300	37,295	45,550
<u>Capital Expenses</u>					
504920 Computer Equipment	5,000	0	5,000	0	0
Total Capital Expenses	5,000	0	5,000	0	0
Total Municipal Court Expenditures	182,455	160,195	182,455	164,028	229,871

City of Magnolia

Municipal Court

Account	Account Name	Proposed Budget	Description
504501	Salaries	90,927	2 Clerks
504503	Overtime	3,000	Authorized overtime for non-exempt employees Extra help on 1 court night a month
504515	Longevity	515	\$5 per month per year of service with City
504516	T.E.C. (Unemployment)	360	Unemployment taxes- 2.0% rate
504517	TMRS	4,609	Retirement cost-4.88% (3 Mos.@ 4.84%-9 Mos.@ 4.89%)
504518	Worker's Compensation	232	Cost of W/C insurance
504526	Employee Insurance	28,218	Medical, dental, vision
504536	Payroll Tax	7,225	Social Security & Medicare-7.65% rate
504543	Education, Travel, Certifications	1,500	Training, travel & certifications
504547	Drug Test	35	Pre-employment & post-accident testing
504550	Dues, Memberships & Promotions	200	TMCCA 120 TCCA 80
504632	Contract/Outside Services	13,000	Fees paid to judge 12,000 Other court contractual services 1,000
504640	Legal	12,000	Fees paid to prosecutor
504670	Rental of Office Equipment	1,000	Copier lease payments
504673	Incode Software & Support	16,500	Tyler (Incode) annual maint. 14,400 Kologic (Copsync) 2,100
504677	Computer Assistance/IT Services	5,000	Technical support
504766	Office Supplies	5,000	Copy paper, pens, file folders, toner, etc.
504769	Office Equipment	2,500	Computer equipment
504775	Ref. Books, Reports, Subscriptions	100	Updated law manuals
504800	Bank Fees	250	Credit Card Fees
504810	Court Jurors	200	Money paid to jurors for their service
504814	C.O.L.A.G.Y.	35,000	Collection agency fees
504833	Postage	2,500	Costs for court mailings
		229,871	

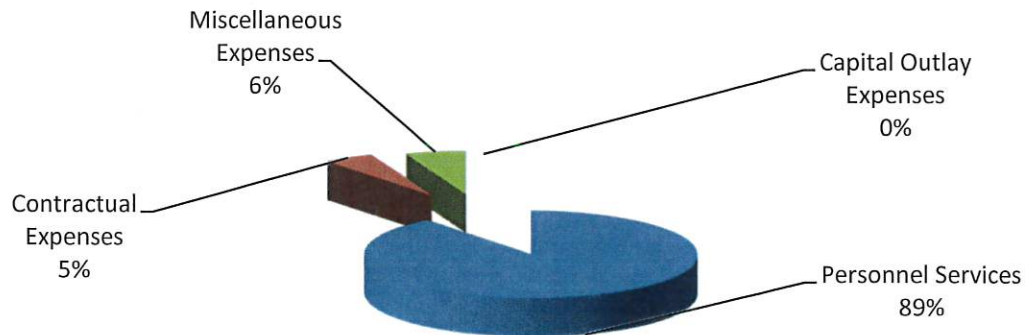
City of Magnolia

Finance Expenditure Summary

	Approved 2019-2020	Approved 2020-2021	Approved 2021-2022	Proposed 2022-2023
Personnel Services	\$107,196	\$116,597	\$144,954	\$185,259
Contractual Expenses	\$9,000	\$9,000	\$9,000	\$10,000
Miscellaneous Expenses	\$1,450	\$5,500	\$12,000	\$12,300
Capital Outlay Expenses	\$0	\$0	\$0	\$0
Total	\$117,646	\$131,097	\$165,954	\$207,559

Staffing	Approved 2019-2020	Approved 2020-2021	Approved 2021-2022	Proposed 2022-2023
Finance Administrator	1	1	1	1
Finance Clerk	0.5	0.5	1	1
Total	1.5	1.5	2	2

Finance



City of Magnolia

Finance	Approved 2020-2021	Actual 2020-2021	Approved 2021-2022	Projected 2021-2022	Proposed Budget 2022-2023
<u>Personnel Services</u>					
505501 Salaries	80,390	85,939	80,390	84,624	123,760
505503 Overtime	8,000	15,859	8,000	17,881	12,000
505506 Salary 4B	2,400	2,407	2,400	2,354	2,400
505515 Longevity	840	840	840	840	990
505516 T.E.C.	360	504	360	360	540
505517 T.M.R.S.	3,570	4,100	3,570	4,371	4,936
505518 Worker's Comp	225	251	225	252	350
505526 Insurance (Med/Dental/Life/Vision)	12,552	12,419	12,552	12,456	28,218
505536 Payroll Tax (F.I.C.A./Medicare)	7,010	7,965	7,010	7,832	10,645
505543 Education, Travel, Certification	1,000	0	1,000	500	1,000
505547 Drug Test	0	0	0	0	70
505550 Dues and Memberships	250	69	250	104	350
Total Personnel Services	116,597	130,352	116,597	131,574	185,259
<u>Contractual Expenses</u>					
505632 Contract/Outside Services	0	62	0	46	0
505644 Appraisal District Fee	9,000	8,302	9,000	8,525	10,000
Total Contractual Expenses	9,000	8,364	9,000	8,571	10,000
<u>Miscellaneous Expenses</u>					
505766 Office Supplies	1,000	515	1,000	551	1,000
505769 Office Equipment	0	0	0	0	3,000
505775 Ref Books, Reports, Subscriptions	200	0	200	0	200
505800 Bank Fees	300	175	300	177	600
505820 Surety&Fidelity Bonds	4,000	7,492	4,000	7,400	7,500
Total Miscellaneous Expenses	5,500	8,182	5,500	8,128	12,300
Total Finance Expenditures	131,097	146,898	131,097	148,273	207,559

City of Magnolia

Finance

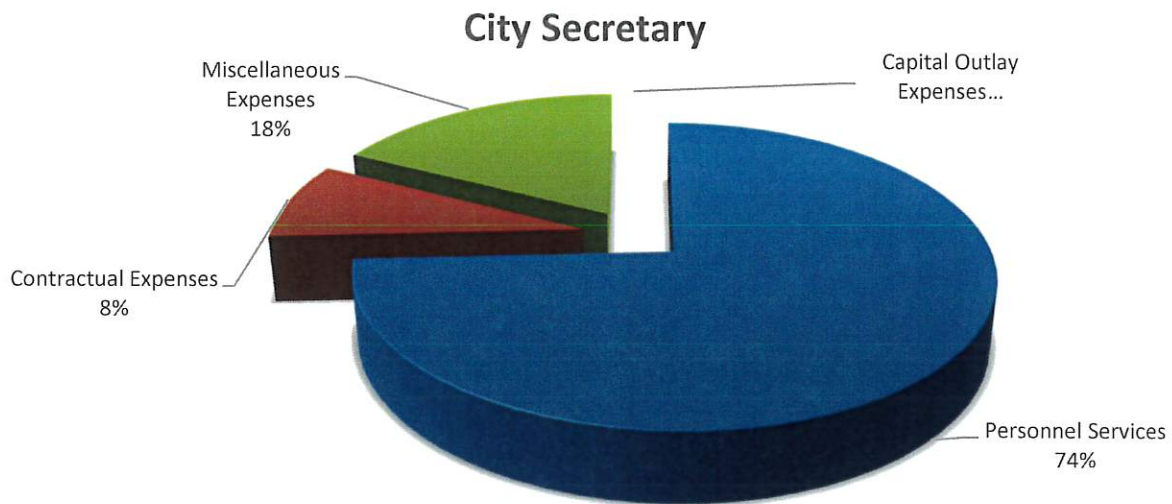
Account	Account Name	Proposed Budget	Description
505501	Salaries	123,760	1 administrator, 1 assistant
505503	Overtime	12,000	Authorized overtime for non-exempt employees
505506	Salary 4B	2,400	Transfer amount of payroll expenses for 4B portion of Finance Director's salary
505515	Longevity	990	\$5 per month per year of service with City
505516	T.E.C. (Unemployment)	540	Unemployment taxes- 2.0% rate
505517	TMRS	4,936	Retirement cost-4.88% (3 Mos.@ 4.84%-9 Mos.@ 4.89%)
505518	Worker's Compensation	350	Cost of W/C insurance
505526	Employee Insurance	28,218	Medical, dental, vision
505536	Payroll Tax	10,645	Social Security & Medicare-7.65% rate
505543	Education, Travel, Certifications	1,000	Training, travel & certifications
505547	Drug Test	70	Pre-employment & post-accident testing
505550	Dues, Memberships & Promotions	350	National Notary Assoc., misc. 150 Government Finance Off. Assoc. 200
505644	Appraisal District Fee	10,000	Qtrly fee paid to Montgomery Co. Central Appraisal District
505766	Office Supplies	1,000	Tax forms, laser printer checks, toner for printers
505769	Office Equipment	3,000	New computer 2,500 New printer 500
505775	Ref. Books, Reports, Subscriptions	200	Updates to personnel manuals
505800	Bank Fees	600	Stop pay fees, cost of checks & deposit slips
505820	Surety & Fidelity Bonds	7,500	Bonding for Finance Dept., City Administrator & City Secretary
		207,559	

City of Magnolia

City Secretary Expenditure Summary

	Approved 2019-2020	Approved 2020-2021	Approved 2021-2022	Proposed 2022-2023
Personnel Services	\$91,808	\$96,893	\$94,326	\$98,214
Contractual Expenses	\$10,000	\$10,000	\$11,000	\$11,000
Miscellaneous Expenses	\$13,300	\$22,800	\$22,800	\$23,300
Capital Outlay Expenses	\$0	\$0	\$0	\$0
Total	\$115,108	\$129,693	\$128,126	\$132,514

	Approved 2019-2020	Approved 2020-2021	Approved 2021-2022	Proposed 2022-2023
Staffing				
City Secretary	1	1	1	1
Assistant	0	0	0	0
Total	1	1	1	1



City of Magnolia

City Secretary	Approved 2020-2021	Actual 2020-2021	Approved 2021-2022	Projected 2021-2022	Proposed Budget 2022-2023
<u>Personnel Services</u>					
506501 Salaries	67,631	65,822	67,631	66,964	66,950
506503 Overtime	0	58	0	81	0
506505 Cell Phone Allowance	0	154	0	150	300
506506 Salary 4B	2,600	1,160	2,600	1,171	2,100
506507 Salary 4A	2,466	917	2,466	929	2,100
506515 Longevity	620	5	620	5	125
506516 T.E.C.	180	312	180	180	360
506517 T.M.R.S.	3,812	3,362	3,812	3,700	3,493
506518 Worker's Comp	173	40	173	120	171
506526 Insurance (Med/Dental/Life/Vision)	12,552	12,419	12,552	12,456	14,109
506536 Payroll Tax (F.I.C.A./Medicare)	5,609	5,144	5,609	4,974	5,475
506543 Education, Travel, Certification	1,000	4,641	1,000	3,000	2,500
506547 Drug Test	0	35			35
506550 Dues and Memberships	250	170	250	35	495
Total Personnel Services	96,893	94,238	96,893	93,766	98,214
<u>Contractual Expenses</u>					
506673 Computer Software	0	0	0	1,000	1,000
506674 Posting and Advertising	10,000	4,991	10,000	5,000	10,000
Total Contractual Expenses	10,000	4,991	10,000	6,000	11,000
<u>Miscellaneous Expenses</u>					
506766 Office Supplies	0	0	0	0	0
506769 Office Equipment	1,000	3,050	1,000	2,879	1,000
506773 Cost of Election	21,000	14,716	21,000	14,716	21,000
506775 Magazines, Maps & Books	300	30	300	300	300
506834 Recording Fees	500	404	500	500	1,000
Total Miscellaneous Expenses	22,800	18,200	22,800	18,395	23,300
<u>Capital Expenses</u>					
506920 Capital-Computer Equipment	0	0	0	0	0
506960 Capital-Office Furniture	0	0	0	0	0
Total Capital Expenses	0	0	0	0	0
Total City Secretary Expenditures	129,693	117,429	129,693	118,161	132,514

City of Magnolia

City Secretary

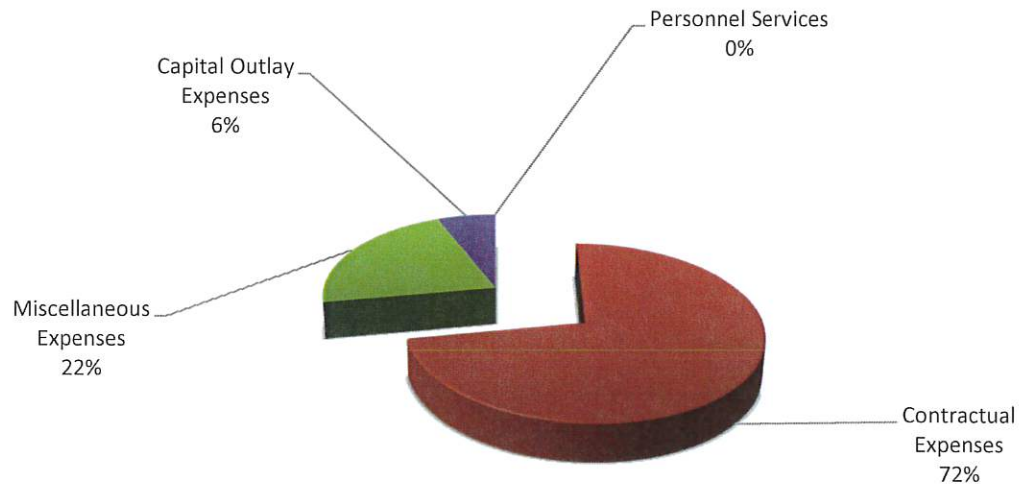
Account	Account Name	Proposed Budget	Description
506501	Salaries	66,950	1 full time
506505	Cell Phone Allowance	300	Allowance for use of personal cell phone for business purposes
506506	Salary 4B	2,100	Transfer amount of payroll expenses for 4B portion of City Secretary's salary
506507	Salary 4A	2,100	Transfer amount of payroll expenses for 4A portion of City Secretary's salary
506515	Longevity	125	\$5 per month per year of service with City
506516	T.E.C. (Unemployment)	360	Unemployment taxes- 2.0% rate
506517	TMRS	3,493	Retirement cost-4.88% (3 Mos.@ 4.84%-9 Mos.@ 4.89%)
506518	Worker's Compensation	171	Cost of W/C insurance
506526	Employee Insurance	14,109	Medical, dental, vision
506536	Payroll Tax	5,475	Social Security & Medicare-7.65% rate
506543	Education, Travel, Certifications	2,500	Training, travel & certifications
506547	Drug Test	35	Pre-employment & post-accident testing
506550	Dues & Memberships	495	TMCA 100 Notary renewal 150 Saltgrass Chapter 70 IMMC 175
506673	Computer Software	1,000	Franklin Publishing 1,000
506674	Posting & Advertising	10,000	Posting legal notices, ordinances, election information
505766	Office Supplies	-	
506769	Office Equipment	1,000	Minor office equipment
506773	Cost of Election	21,000	Paid to the County for elections (2)
506775	Magazines, Maps & Books	300	Updates of TX Local Gov't Code, etc.
506833	Postage	-	
506834	Recording Fees	1,000	Costs for recording items with County or State
506960	Capital-Office Furniture	-	Credenza,L Desk,Lateral File, Glass Display Cabinet,Hutch
		132,514	

City of Magnolia

Facilities Expenditure Summary

	Approved 2019-2020	Approved 2020-2021	Approved 2021-2022	Proposed 2022-2023
Personnel Services	\$0	\$0	\$0	\$0
Contractual Expenses	\$71,500	\$67,200	\$70,000	\$71,000
Miscellaneous Expenses	\$18,000	\$18,000	\$20,000	\$21,500
Capital Outlay Expenses	\$0	\$45,000	\$62,414	\$6,000
Total	\$89,500	\$130,200	\$152,414	\$98,500

Facilities



City of Magnolia

Facilities	Approved 2020-2021	Actual 2020-2021	Approved 2021-2022	Projected 2021-2022	Proposed Budget 2022-2023
<u>Contractual Expenses</u>					
509603 Utilities / Electric	22,000	18,612	22,000	21,677	18,000
509605 Telephone & Internet	18,000	18,590	18,000	17,014	18,000
509632 Contractual Services	1,200	1,006	1,200	1,235	2,000
509633 Building & Grounds Maint	7,500	11,775	7,500	7,725	12,000
509634 Heat/A/C	4,000	1,454	4,000	4,000	4,000
509671 Janitorial Services / Cleaning	14,500	14,101	14,500	14,500	17,000
Total Contractual Expenses	67,200	65,538	67,200	66,151	71,000
<u>Miscellaneous Expenses</u>					
509700 Supplies (Misc.)	15,000	13,761	15,000	14,393	15,000
509700.01 COVID 19 Expenses	0	0	0	0	0
509744 Minor Equipment	0	3,645	0	3,645	2,000
509826 Building Insurance - TML	3,000	2,662	3,000	2,662	4,500
Total Miscellaneous Expenses	18,000	20,067	18,000	20,700	21,500
<u>Capital Expenses</u>					
509920 Capital-Computer Equipment	0	0	0	0	0
509950 Capital-Bldg Improvements	0	0	0	0	6,000
509974 Capital Outlay	45,000	47,993	45,000	45,000	0
Total Capital Expenses	45,000	47,993	45,000	45,000	6,000
Total Facilities Expenditures	130,200	133,598	130,200	131,851	98,500

City of Magnolia

Facilities

Account	Account Name	Proposed Budget	Description
509603	Utilities/Electric	18,000	Electricity for City Hall, some stations
509605	Telephone & Internet	18,000	Stationary phone usage for facilities/ethernet access
509632	Contractual Services	2,000	ADT security services, etc.
509633	Building/Grounds Maint.	12,000	Fire extinguisher service, lock svc., misc. building/grounds maint. costs
509634	Heat & A/C	4,000	Costs to repair a/c & heating equipment/ maint agreement
509671	Janitorial Services/Cleaning	17,000	Costs for cleaning the building
509673	Computer Software License/Upgrade	-	Renewal of licenses & software
509677	Computer Assistance (IT Services)	-	Technical services for Facilities
509700	Supplies (Misc.)	15,000	Rug service, kitchen/bathroom supplies, trash bags, coffee, etc.
509744	Minor Equipment	2,000	Misc. equipment
509826	Building Insurance-TML	4,500	Property insurance
509920	Computer Equipment	-	New server for administrative services
509950	Capital-Bldg Improvements	6,000	New furniture for Lobby
509974	Capital Outlay	-	
		98,500	

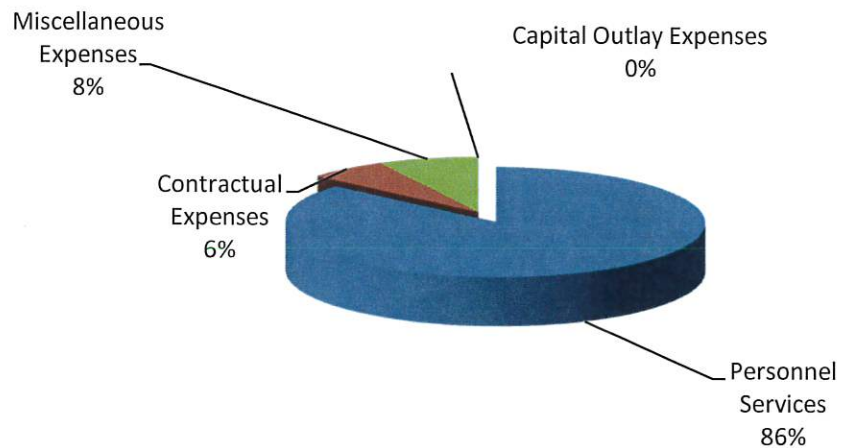
City of Magnolia

City Council Expenditure Summary

	Approved 2019-2020	Approved 2020-2021	Approved 2021-2022	Proposed 2022-2023
Personnel Services	\$23,458	\$28,474	\$27,690	\$46,200
Contractual Expenses	\$400	\$2,900	\$3,280	\$3,280
Miscellaneous Expenses	\$6,850	\$4,350	\$4,150	\$4,150
Capital Outlay Expenses	\$0	\$0	\$0	\$0
Total	\$30,708	\$35,724	\$35,120	\$53,630

Staffing	Approved 2019-2020	Approved 2020-2021	Approved 2021-2022	Proposed 2022-2023
Mayor and Council	6	6	6	6
Total	6	6	6	6

City Council



City of Magnolia

City Council	Approved 2020-2021	Actual 2020-2021	Approved 2021-2022	Projected 2021-2022	Proposed Budget 2022-2023
<u>Personnel Services</u>					
510526 Insurance(Med,Dental,Vision)	25,974	25,572	25,974	25,643	43,700
510543 Education, Travel, & Certification	2,500	0	2,500	1,250	2,500
Total Personnel Services	28,474	25,572	28,474	26,893	46,200
<u>Contractual Expenses</u>					
510604 Cell Phones	2,500	2,389	2,500	2,288	2,880
510642 Dues & Memberships	400	200	400	300	400
Total Contractual Expenses	2,900	2,589	2,900	2,588	3,280
<u>Miscellaneous Expenses</u>					
510744 Minor Equipment	2,000	0	2,000	2,000	2,000
510766 Office Supplies	350	304	350	201	350
510774 Phone/Communication Equip.	0	0	0	0	0
510879 Elected Officials-Errors/Omissions Ins.	2,000	1,499	2,000	1,499	1,800
Total Miscellaneous Expenses	4,350	1,802	4,350	3,700	4,150
<u>Capital Expenses</u>					
510920 Computers & Equipment	0	0	0	0	0
Total Capital Expenses	0	0	0	0	0
Total City Council Expenditures	35,724	29,964	35,724	33,181	53,630

City of Magnolia

City Council

Account	Account Name	Proposed Budget	Description	
510526	Employee Insurance	43,700	Medical, dental, vision	
510543	Education, Travel, Certifications	2,500	Training, travel & certifications	
510604	Cell Phones	2,880	Cell phones for council members	
510642	Dues & Memberships	400	HGAC	200
			Misc.	200
510744	Minor Equipment	2,000	Misc. equipment	
510766	Office Supplies	350	Business cards, name plates, etc.	
510879	Elected Officials- Errors & Omissions Ins.	1,800		
510920	Computers & Equipment	-		
		53,630		

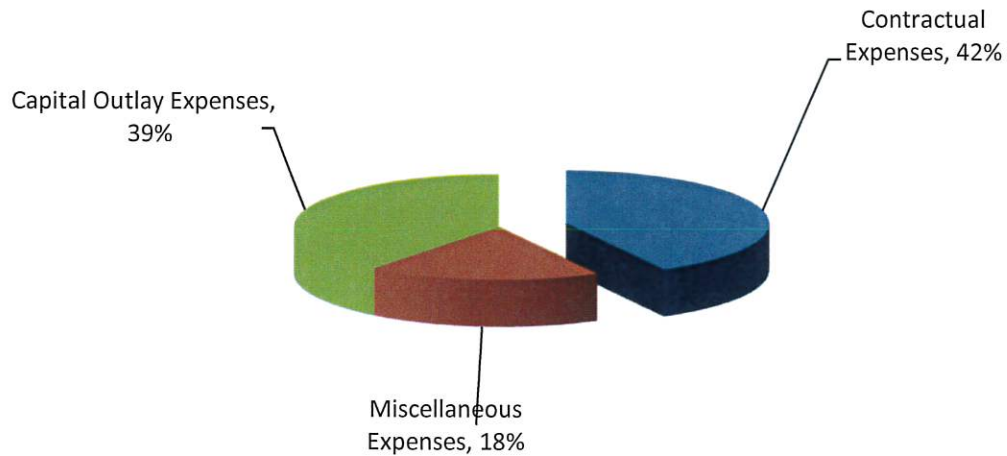
City of Magnolia

Parks Expenditure Summary

	Approved 2019-2020	Approved 2020-2021	Approved 2021-2022	Proposed 2022-2023
Contractual Expenses	\$22,500	\$22,500	\$6,000	\$27,500
Miscellaneous Expenses	\$1,200	\$1,400	\$1,400	\$12,100
Capital Outlay Expenses	\$0	\$0	\$0	\$25,850
Total	\$23,700	\$23,900	\$7,400	\$65,450

Staffing	Approved 2019-2020	Approved 2020-2021	Approved 2021-2022	Proposed 2022-2023
Laborers	0	0	0	0
Total	0	0	0	0

Parks



City of Magnolia

Parks	Approved 2020-2021	Actual 2020-2021	Approved 2021-2022	Projected 2021-2022	Proposed Budget 2022-2023
<u>Personnel Services</u>					
511501 Salaries					
511503 Overtime					
511515 Longevity					
511516 T.E.C.					
511517 Worker's Comp					
511518 Insurance					
511536 Payroll Tax (F.I.C.A.)					
Total Personnel Services					
<u>Contractual Expenses</u>					
511603 Utilities / Electric	4,500	2,653	4,500	2,922	3,500
511632 Contractual Services / Parks	1,000	1,050	1,000	3,000	3,000
511633 Grounds Maintenance/Mulch	500	48,619	500	5,140	15,000
511634 Building Maintenance	0	9,436	0	2,423	3,000
511650 Mowing	0	0	0	0	0
511663 Rental of Equipment	0	2,069	0	3,029	3,000
511671 Janitorial Services/Cleaning	0	0	0	0	0
Total Contractual Expenses	6,000	63,827	6,000	16,514	27,500
<u>Miscellaneous Expenses</u>					
511700 Supplies	0	4,495	0	2,171	3,500
511744 Minor Equipment	0	6,401	0	6,500	6,400
511760 Gas/Oil	0	0	0	0	0
511826 Property Insurance - TML	1,400	1,452	1,400	1,452	2,200
Total Miscellaneous Expenses	1,400	12,348	1,400	10,123	12,100
<u>Capital Expenses</u>					
511940 Equipment	0	0	0	0	0
511950 Capital-Bldg Improvements	0	9,875	0	9,875	0
511960 Capital Outlay					25,850
Total Miscellaneous Expenses	0	9,875	0	9,875	25,850
Total Parks Expenditures	7,400	86,050	7,400	36,512	65,450

City of Magnolia

Parks

Account	Account Name	Proposed Budget	Description
Personnel Services			
511501	Salaries	69,649	2 employees
511503	Overtime	0	overtime
511515	Longevity	150	\$5 per month per year of service with City
511516	T.E.C.	360	Unemployment taxes- 2.0% rate
511517	TMRS	3,406	Retirement cost-4.88% (3 Mos.@ 4.84%-9 Mos.@ 4.89%)
511518	Worker's Compensation	182	Cost of W/C Insurance
511526	Health Insurance	28,218	Medical, dental, vision
511536	Payroll Tax (F.I.C.A.)	5,340	Social Security & Medicare-7.65% rate
Personnel paid in Public Works Dept			
Expenses			
511603	Utilities/Electric	3,500	Electricity for parks, stroll
511632	Contractual Services/Parks	3,000	Contractual repairs/maintenance for Unity Park
511633	Grounds Maintenance	15,000	Costs for maintaining the park grounds
511634	Building Maintenance	3,000	Costs for maintaining park structures
511650	Mowing	-	Now under Public Works
511663	Rental of Equipment	3,000	Cost to rent work equipment
511700	Supplies	3,500	Cost of cleaning supplies,paper products, insecticide,light bulbs, keys,padlocks,plumbing supplies,etc.
511744	Minor Equipment	6,400	Small tools/equipment needed for maintaining park/minor playground equipmer Chipper 2800
511760	Gas/Oil	-	Gas & oil for mowers, park equipment
511826	Property Insurance - TML	2,200	Insurance for park buildings
511960	Capital Outlay	25,850	Kawasaki ATV
		65,450	

City of Magnolia

Water/Sewer Fund Revenue Summary

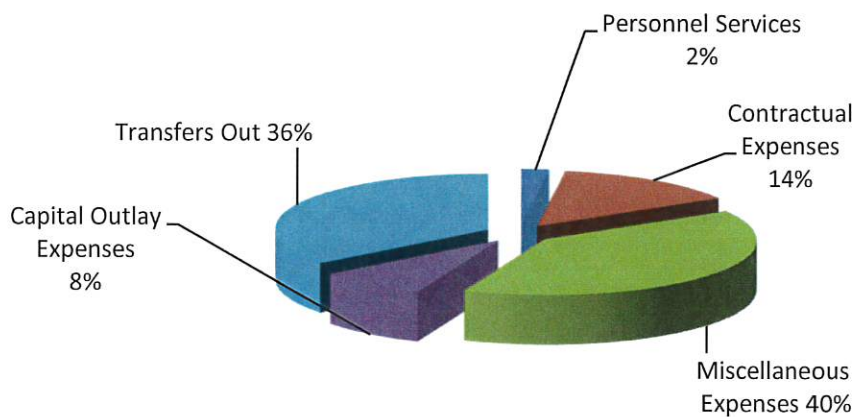
	Approved 2019-2020	Approved 2020-2021	Approved 2021-2022	Proposed 2022-2023
Revenue and Fees	\$4,048,966	\$4,239,162	\$10,195,537	\$10,718,971

Water/Sewer Fund Expenditure Summary

	Approved 2019-2020	Approved 2020-2021	Approved 2021-2022	Proposed 2022-2023
Personnel Services	\$54,039	\$79,399	\$104,354	\$121,775
Contractual Expenses	\$556,650	\$831,620	\$824,130	\$805,630
Miscellaneous Expenses	\$2,178,200	\$1,659,490	\$1,983,787	\$2,263,702
Capital Outlay Expenses	\$0	\$104,000	\$280,000	\$472,742
Transfers Out	\$383,760	\$401,044	\$596,503	\$2,021,695
Total	\$3,172,649	\$3,075,553	\$3,788,774	\$5,685,544

	Approved 2019-2020	Approved 2020-2021	Approved 2021-2022	Proposed 2022-2023
Staffing				
Utility Maintenance Worker	0	0	0	0
Water Plant Operator	0	0	0	0
Mechanic	0	0	0	0
Utility Technician				1
Utility Technician	1	1.5	2	1
Total	1	1.5	2	2

Water/Sewer Fund



City of Magnolia

WATER/SEWER FUND - 02

Revenues		Approved 2020-2021	Actual 2020-2021	Approved 2021-2022	Projected 2021-2022	Proposed Budget 2022-2023
<u>Revenue</u>						
40001	Water Fund Revenue	1,500,000	1,503,105	1,750,000	1,599,743	1,750,000
40002.09	Water Impact Revenue	140,000	296,500	1,600,000	1,688,700	1,600,000
40003.09	Sewer Impact Revenue	187,000	554,600	3,200,000	2,939,100	3,200,000
40003	Road Bore Fee	3,000	15,752	10,000	0	10,000
40004	Water Tap Fees	30,000	173,975	175,000	506,702	400,000
40005	Application/Connection Fees	8,000	23,305	20,000	47,475	40,000
40006	Credit Card Fees	11,000	18,420	20,000	23,882	30,000
40012	Misc. Revenues-Water	0	7,759	0	10	0
40015	Cash Collections/Misc.	0	481	0	(234)	0
40016	Late Fees-Water	14,000	22,229	25,000	7,823	25,000
40018	Disconnect Fees	15,000	25,290	30,000	135	30,000
40020	Interest Income	0	0	0	0	0
40020.09	Impact Fund Interest	60,000	4,685	6,000	9,283	6,000
40024	Lone Star Groundwater	30,000	53,256	37,500	24,222	30,000
40025	San Jacinto River Authority	450,000	549,101	625,000	421,638	500,000
40026	Major Maintenance Fee	20,400	20,150	22,500	20,512	22,500
40027	Depreciation Fee	17,400	17,566	19,000	17,886	19,000
40029	Institutional/Non PRF/Exempt	2,500	1,173	1,000	1,120	1,000
40001.03	Sewer Fund Revenue	800,000	960,923	1,200,000	1,035,553	1,200,000
40003.03	Road Bore Fee	0	3,950	5,000	0	5,000
40004.03	Sewer Tap Fees	30,000	232,058	250,000	708,938	550,000
40010.03	Garbage Collection Fees	1,500	2,633	3,000	3,763	4,000
40011.03	Garbage Revenue	160,000	234,582	250,000	323,567	350,000
40012.03	Misc. Revenues-Sewer	0	72,736	0	0	0
40016.03	Late Fees-Sewer	10,000	14,665	25,000	3,755	25,000
40900.03	Grant Revenue-Sewer	0	259,308			
40040	Transfer In from Debt Service	544,000	544,000	654,500	0	654,500
40106	Transfer in from 4B	205,362	205,298	267,037	0	266,971
	Total Revenue	4,239,162	5,817,501	10,195,537	9,383,571	10,718,971
Total Revenue		4,239,162	5,817,501	10,195,537	9,383,571	10,718,971

Department Expenditures

Personnel Services

500501	Salaries	58,638	37,904	69,628	53,719	77,255
500503	Overtime	0	2,090	0	3,642	4,000
500515	Longevity	185	5	50	45	145
500516	T.E.C.	180	555	360	581	360
500517	T.M.R.S.	3,059	1,205	3,400	2,703	3,972
500518	Worker's Comp	150	127	178	343	197
500519	Compensated Absences Adj	0	(3,433)			
500526	Insurance (Med/Dental/Life/Vision)	12,337	9,267	24,007	13,004	28,218
500536	Payroll Tax (F.I.C.A./Medicare)	4,500	3,030	5,330	4,376	6,227
500543	Education, Travel, Certification	0	0	1,000	743	1,000
500547	Drug Test	50	70	100	0	100
500548	Dues and Memberships	300	0	300	0	300
	Total Personnel Services	79,399	50,819	104,354	79,157	121,775

City of Magnolia

WATER/SEWER FUND - 02

	Approved 2020-2021	Actual 2020-2021	Approved 2021-2022	Projected 2021-2022	Proposed Budget 2022-2023
Contractual Expenses					
500603 Utilities / Electric-Water	66,000	62,959	66,000	62,659	70,000
500603.03 Utilities / Electric-Sewer	77,000	64,271	77,000	67,485	65,000
500605 Utilities / Telephone-Water	8,000	5,839	8,000	7,467	500
500627 Maintenance & Repair-Water	75,000	41,016	125,000	41,717	50,000
500627.03 Maintenance & Repair-Sewer	100,000	118,082	100,000	143,316	100,000
500632 Contract/Consultant Svcs-Water	131,250	169,169	76,250	55,585	75,000
500632.03 Contract/Consultant Svcs-Sewer	125,500	199,548	75,000	109,263	125,000
500633 Maint & Repair Water Equipment	6,000	4,194	6,000	1,899	6,000
500633.03 Maint & Repair Sewer Equipment	15,000	18,400	17,000	10,738	17,000
500640 Legal-Water	0	468	0	701	0
500643 Engineering-Water	5,000	13,010	10,000	12,500	40,000
500643.03 Engineering-Sewer	20,000	12,802	15,000	12,500	0
500652 Permits, Fees, Sample Test-Water	25,000	29,447	27,000	20,238	27,000
500652.03 Permits & Testing-Sewer	10,000	6,423	10,000	9,635	12,000
500663 Rental of Equipment-Water	5,000	1,750	5,000	5,000	5,000
500663.03 Rental of Equipment-Sewer	4,000	2,160	6,000	4,000	6,000
500672.03 Garbage Service	150,000	166,548	187,500	165,417	187,500
500673 Computer Updates/Software	8,870	12,426	14,380	13,705	19,630
Total Contractual Expenses	831,620	928,513	825,130	743,825	805,630
Miscellaneous Expenses					
500677 Minor Equipment-Water	7,000	5,991	12,000	8,506	5,000
500700 General Supplies-Water	35,000	76,002	50,000	63,379	60,000
500700.03 General Supplies-Sewer	6,000	6,530	8,000	6,947	8,000
500744.03 Minor Tools & Equip.-Sewer	3,000	2,885	4,000	4,169	5,000
500766 Office Supplies	2,000	1,670	2,500	2,367	2,500
500780 Chemicals/ Water Treatment-Water	20,000	25,049	23,000	20,657	30,000
500780.03 Chemicals/ Water Treatment-Sewer	14,000	6,780	11,000	7,030	11,000
500800 Bank Fees	8,000	17,434	18,000	15,412	20,000
500802.09 Water Impact Expense	120,000	1,190	250,000	120,000	4,000
500803.09 Sewer Impact Expense	200,000	0	250,000	200,000	0
500804 San Jacinto River Authority	550,000	690,107	675,000	596,701	675,000
500805 Lone Star Water Conservation	30,000	21,084	25,000	22,355	30,000
500825.03 Sewer Liability Insurance - TML	1,500	868	1,500	868	1,500
500826 Water Plant Insurance - TML	8,000	8,711	9,000	8,711	9,000
500826.03 Sewer Plant Insurance - TML	11,000	11,373	12,000	11,373	12,000
500830.03 Personal Property Ins.-TML	1,000	1,292	2,000	1,586	2,000
500831.03 Damage Claims	1,000	0	1,000	0	1,000
500833 Postage	4,250	4,594	4,500	4,500	10,000
500855 Bad Debts	0	18,456			
500857.03 Sludge Hauling	75,000	78,163	82,000	81,844	82,000
500858 Depreciation	0	492,471	0	0	0
500859 To General Fund			596,503		
500034 Interest Expense-2011 SIB Loan	24,864	24,864	20,588	24,864	16,183
500035 Interest Expense-2014 C/O	174,050	174,050	170,600	174,050	167,075
500036 Adj Interest Expense	0	65,522			
500033.01 Interest Expense-2017 SIB Loan	19,982	19,982	18,456	19,982	16,906
500045 Interest Expense-2019 W/F Brdg Loan	0	0	0	0	0
500050 Interest Expense-2019 Tax/Rev	246,038	126,619	0	126,619	0
500051 Interest Expense-2021 G/O Refunding	0	12,787	242,136	12,787	214,349
500550 Interest Expense-2014 G/O	97,808	97,808	91,508	97,808	84,998
Interest Expense 2022 SIB Loan					22,240
Interest expense 2022 Tax/Rev					773,951
500099 Amortization of Premium	0	(56,245)	0	0	0
590000 Bond Issuance Expense	0	0	0	0	0
590002 Bond Issuance Discount	0	0	0	0	0
600001 Gain/Loss on Disposal	0	-	0	0	0
Total Miscellaneous Expenses	1,659,490	1,936,034	2,580,290	1,632,515	2,263,702

City of Magnolia

WATER/SEWER FUND - 02

	Approved 2020-2021	Actual 2020-2021	Approved 2021-2022	Projected 2021-2022	Proposed Budget 2022-2023
<u>Capital Expenses</u>					
500920 Computer Equipment	0	0	0	0	0
500950.03 Capital-Vehicles-Sewer	0	0	60,000	0	0
500960 Capital Outlay-Water	45,000	127,808	50,000	90,333	350,000
500960.03 Capital Outlay-Sewer	59,000	77,728	170,000	75,000	122,742
Total Capital Expenses	104,000	205,536	280,000	165,333	472,742
<u>Transfers Out</u>					
500859 Transfer to General Fund	401,044	363,031	401,044	401,044	1,021,695
500861 Transfer to/from Debt Service	0	0	0	0	0
500863 Transfer Exp (to Cap Projects Fund)	0	0	0	0	1,000,000
Total Transfers Out	401,044	363,031	401,044	401,044	2,021,695
 Total Expenditures/Transfers Out	 3,075,553	 3,483,934	 4,190,818	 3,021,874	 5,685,544
 Total Revenue Over(Under) Expenditures/Transfers	 1,163,609	 2,333,567	 6,004,719	 6,361,697	 5,033,427 *

*Additional amount of \$1,419,141. will be paid for debt svc. principal amounts which are coded to balance sheet accounts. Therefore, that amount will be deducted from the bottom line above.

**User fees, impact fees, engineering costs & construction costs will all go up.

City of Magnolia

WATER/SEWER FUND - 02

Account Revenues:	Account Name	Proposed Budget	Description
40001	Water Fund Revenue	1,750,000	Estimated water revenue per fee schedule
40002.09	Water Impact Revenue	1,600,000	Chgs against new development to pay for off-site construction or expansion of water infrastructure facilities that are necessitated by and benefit the new development
40003.09	Sewer Impact Revenue	3,200,000	Chgs against new development to pay for off-site construction or expansion of sewer infrastructure facilities that are necessitated by and benefit the new development
40003	Road Bore Fees	10,000	Road bore costs
40004	Water Tap Fees	400,000	\$650/water tap-residential 5/8" meter
40005	Application/Connection Fees	40,000	\$35/account
40006	Credit Card Fees	30,000	Credit card fees
40016	Late Fees-Water	25,000	5% of customer's balance
40018	Disconnect Fees	30,000	\$45/disconnect
40020.09	Impact Fund Interest	6,000	Interest earned
40024	Lone Star Groundwater Conservation	30,000	\$.165/1000 gal pumped
40025	San Jacinto River Authority	500,000	\$2.88/1000 gal pumped
40026	Major Maintenance Fee	22,500	\$.52/1000 gal pumped over base rate-water \$.33/1000 gal pumped over base rate-sewer
40027	Depreciation Fee	19,000	\$.45/1000 gal pumped over base rate
40029	Institutional/Non PRF/Exempt	1,000	1.5 multiplier over above rates
40001.03	Sewer Fund Revenue	1,200,000	Estimated sewer revenue per current fee schedule
40003.03	Road Bore Fee	5,000	Road bore costs
40004.03	Sewer Tap Fees	550,000	\$925/sewer tap-4" tap \$1200/sewer tap-6" tap
40010.03	Garbage Collection Fees/Taxes	4,000	Sales tax on garbage sales
40011.03	Garbage Revenue	350,000	Residential garbage fees
40016.03	Late Fees-Sewer	25,000	5% of customer's balance
40040	Transfer in from Debt Service	654,500	Property Tax used for Enterprise debt svc.
40106	Transfer in from 4B	266,971	For 2011 SIB payment 165,167 For 2017 SIB payment 40,000 For 2021 SIB payment 61,804
		10,718,971	

City of Magnolia

WATER/SEWER FUND - 02

Account	Account Name	Proposed Budget	Description
Expenditures			
500501	Salaries	77,255	2 employees
500503	Overtime	4,000	Authorized overtime for non-exempt employees
500505	Cell Phone Allowance	-	Allowance for use of personal cell phones for business purposes
500515	Longevity	145	\$5 per month per year of service with City
500516	T.E.C. (Unemployment)	360	Unemployment taxes- 2.0% rate
500517	TMRS	3,972	Retirement cost-4.88% (3 Mos.@ 4.84%-9 Mos.@ 4.89%)
500518	Worker's Compensation	197	Cost of W/C Insurance
500526	Employee Insurance	28,218	Medical, dental, vision
500536	Payroll Tax	6,227	Social Security & Medicare-7.65% rate
500543	Education, Travel, Certifications	1,000	Training, travel & certifications
500547	Drug Test	100	Pre-employment & post-accident testing
500548	Dues and Membership	300	Tx Revenue Recovery Assoc. dues
500603	Utilities/Electric-Water	70,000	Electricity for water plants
500603.03	Utilities/Electric-Sewer	65,000	Electricity for sewer plants, lift stations
500605	Utilities/Telephone-Water	500	Telephone service at water plants
500605.03	Utilities/Telephone-Sewer	-	Telephone service at sewer plant(s)
500627	Maintenance & Repair-Water	50,000	Cleaning & repairs to buildings, plant and water lines
500627.03	Maintenance & Repair-Sewer	100,000	Repairs to lift stations, sewer plant and sewer lines
500632	Contract/Consultant Svcs-Water	75,000	TCEQ inspections 3,750 Answering service, etc. 2,500 Misc. consulting/contract work 10,000 Legal consulting 60,000
500632.03	Contract/Consultant Svcs-Sewer	125,000	Answering service, etc. 2,500 Misc. consulting/contract work 7,500 Legal consulting 65,000
500633	Maint & Repair Water Equipment	6,000	Costs to repair water equipment
500633.03	Maint & Repair Sewer Equipment	17,000	Costs to repair sewer equipment

City of Magnolia

WATER/SEWER FUND - 02

Account	Account Name	Proposed Budget	Description
Expenditures			
500643	Engineering-Water	40,000	Costs for engineering services related to water construction
500643.03	Engineering-Sewer	-	Costs for engineering services related to sewer construction
500652	Permits, Fees, Sample Test-Water	27,000	Water permits and water sample testing
500652.03	Permits and Testing-Sewer	12,000	Sewer sample testing & permit renewal
500663	Rental of Equipment-Water	5,000	Cost to rent work equipment-Water
500663.03	Rental of Equipment-Sewer	6,000	Cost to rent work equipment-Sewer
500672	Garbage Service	187,500	Dumpster at plant/garbage residential
500673	Computer Update/Software/Maint.	19,630	Tyler (Incode) annual maintenance: Utility CIS System 2,036 Address Certification 900 Email system-billing/notices 1,290 Hosting, READy Water, Drive-by 1,670 Tyler U Maint. 517 Utility Meter Reader Interface 670 Central Cash Collection 1,115 Cashiering Receipt Import Maint. 1,102 Receipt Printer Maint. 965 Kamstrup 2,115 OCS 7,250
500674	Posting & Advertising	-	Consumer Quality Report Notice
500677	Minor Equipment-Water	5,000	Other minor equipment 5,000 Water meters -
500700	General Supplies-Water	60,000	Misc operating supplies-Water
500700.03	General Supplies-Sewer	8,000	Misc operating supplies-Sewer
500744.03	Minor Tools & Equipment-Sewer	5,000	Boring equipment, sewer hose, misc. small tools
500766	Office Supplies	2,500	Office supplies designated for water/sewer department
500780	Chemicals/Water Treatment-Water	30,000	Cost of chemicals for water treatment
500780.03	Chemicals/Water Treatment-Sewer	11,000	Cost of chemicals to treat wastewater
500800	Bank Fees	20,000	Credit card processing fees
500802.09	Water Impact Expense	4,000	Cost for construction or expansion of water infrastructure facilities \$10.00 per new residence for MUD 174 & MUD 1
500803.09	Sewer Impact Expense	-	Cost for construction or expansion of sewer infrastructure facilities

City of Magnolia

WATER/SEWER FUND - 02

Account	Account Name	Proposed Budget	Description
500804	San Jacinto River Authority	675,000	Cost to participate in WRAP approx \$2.88/1000 gal. pumped
500805	Lone Star Water Conservation	30,000	Cost for historical & operating permit renewals @ \$.165/1000 gal.
500825.03	Sewer Liability Insurance-TML	1,500	Liability insurance-sewer
500826	Water Plant Insurance-TML	9,000	Property insurance for water plants
500826.03	Sewer Plant Insurance-TML	12,000	Property insurance for sewer plant
500827	Fleet Insurance-TML	-	Vehicle insurance
500830.03	Personal Property Insurance-TML	2,000	Personal property insurance
500831.03	Damage Claims	1,000	Amounts paid to settle damage claims
500833	Postage	10,000	Mailing cost for water bills, etc.
500857.03	Sludge Hauling	82,000	Cost to haul sludge
500034	Interest Expense-2011 SIB Loan	16,183	
500035	Interest Expense-2014 C/O	167,075	
500040	Interest Expense-2017 SIB Loan	16,906	
500050	Interest Expense-2019 Tax Rev C/O	-	
500051	Interest Expense-2021 Tax Rev C/O	214,349	
500550	Interest Expense-2014 G/O	84,998	
	Interest Expense-2022 SIB Loan	22,240	
	Interest Expense-2022 Tax Rev C/O	773,951	
500859	Transfer to General Fund	957,954	Transfers to cover Public Works employees & related expense, including vehicles, vehicle maintenance, fuel, insurance, etc.
500859	Additional transfer to General Fund	63,741	Additional transfer to General Fund to cover 50% in-house engineer employee exp.
500863	Transfer Exp (to Cap Projects Fund)	1,000,000	Connie Street Project
500950.03	Capital-Vehicles-Sewer	-	Vac Truck
500960	Capital Outlay-Water	350,000	Water meters bought in bulk, etc.
500960.03	Capital Outlay-Sewer	122,742	add offices to shop building at Sewer Plant Workbench, workstation, cabinet for Garage
		5,685,544	

City of Magnolia

ATS-Red Light Camera -10

Bank Balance as of 05/31/22 \$24,628.51

	Approved 2020-2021	Actual 2020-2021	Approved 2021-2022	Projected 2021-2022	Proposed Budget 2022-2023
Revenue					
<u>Revenue</u>					
40022 Red Light Camera Revenue	0	0	0	0	0
40020 Red Light Camera Fund Interest	1,500	290	0	444	0
Total Gross Revenue	1,500	290	0	444	0
500815 State Comptroller Fees	0	0	0	0	0
Total Net Revenue	1,500	290	0	444	0
Expenditures					
<u>Expenses</u>					
500501 Transfer out for Salary Reimb.	194,779	206,077	0	208,875	0
500630 Red Light Camera Expense	0	40,725	0	40,000	0
500631 Contractual-Am. Traffic Sys	0	0	0	0	0
500635 Refunds	0	0	0	0	0
500760 Fuel	50,000	45,487	50,000	35,131	0
Total Operating Expenses	244,779	292,289	50,000	284,006	0
<u>Capital Expenses</u>					
500920 Computer Equipment	0	6,745	0	6,745	0
500921 Radios	0	0	0	0	0
500951 Motor Vehicles	0	48,773	0	48,773	0
503945 Other Equipment	0	0	0	0	0
Total Capital Expenses	0	55,518	0	55,518	0
Total Red Light Camera Fund Expenses	244,779	347,807	50,000	339,524	0
Total Revenue Over(Under) Expenditures	(243,279)	(347,518)	(50,000)	(339,080)	-

Automated red light photo enforcement cameras were set up during FY 2010 with the goal of reducing the number of injury accidents caused by "red light running". By law, the use of the revenues was limited to traffic safety programs, including pedestrian safety programs, public safety programs, intersection improvements, and traffic enforcement. Red light camera was removed June 2019 due to change in law.

City of Magnolia

HB445 Road Repair - 11

Bank Balance as of 05/31/22 \$2,485,047.04 (Bal includes \$185K Invested)

	Approved 2020-2021	Actual 2020-2021	Approved 2021-2022	Projected 2021-2022	Proposed Budget 2022-2023
Revenue					
<u>Revenues</u>					
40009 HB445 Sales Tax Revenue	300,000	580,842	400,000	474,424	650,000
40020 HB445 Interest Earned	12,000	1,618	12,000	2,002	12,000
Total Revenue	312,000	582,460	412,000	476,426	662,000
Total Revenue	312,000	582,460	412,000	476,426	662,000
Expenditures					
<u>Expenses</u>					
500800 Bank Fees	0	178	0	178	0
500850 HB445 Road Repair	300,000	13,660	300,000	25,000	450,000
500999 Due to State Payment	0	0	0	0	0
Total Expenses	300,000	13,838	300,000	25,178	450,000
Total Expenditures	300,000	13,838	300,000	25,178	450,000
Total Revenue Over(Under) Expenditures	12,000	568,622	112,000	451,248	212,000

The HB445 Road Repair Fund is a Special Revenue Fund used to account for the receipt and expenditure of funds received from additional sales tax within the City.

Hotel/Motel Occupancy Tax - 17

Bank Balance as of 05/31/22

\$126,705.91

	Approved 2020-2021	Actual 2020-2021	Approved 2021-2022	Projected 2021-2022	Proposed Budget 2022-2023
Revenue					
<u>Revenue</u>					
40110 Hotel/Motel Occupancy Tax	45,000	36,579	40,000	36,256	50,000
40117 Event Donations	0	0	0	0	0
Total Revenue	45,000	36,579	40,000	36,256	50,000
Total Revenue	45,000	36,579	40,000	36,256	50,000
Expenditures					
<u>Expenses</u>					
501560 Event Funding	45,000	18,578	40,000	35,000	25,000
Total Expenses	45,000	18,578	40,000	35,000	25,000
Total Expenditures	45,000	18,578	40,000	35,000	25,000
Total Revenue Over(Under) Expenditures	-	18,001	-	1,256	25,000

The Hotel/Motel Occupancy Tax Fund accounts for revenues received from hotel occupancy taxes, which are used to promote tourism. Hotels submit quarterly to the City an occupancy tax based upon 7% of total room receipts. Compliance with the provisions of the state statutes is monitored by City finance personnel on a continuing basis.

City of Magnolia

Municipal Court Security Fund - 18

Bank Balance as of 05/31/22 \$ 66,486

	Approved 2020-2021	Actual 2020-2021	Approved 2021-2022	Projected 2021-2022	Proposed Budget 2022-2023
Revenue					
<u>Revenue</u>					
40408 Municipal Court Security Fund Fees	5,500	8,084	7,000	7,365	7,000
Total Revenue	5,500	8,084	7,000	7,365	7,000
Expenditures					
<u>Expenses</u>					
504565 Municipal Court Security Expense	5,000	3,933	5,000	4,550	5,000
Total Expenditures	5,000	3,933	5,000	4,550	5,000
Total Revenue Over(Under) Expenditures	500	4,151	2,000	2,815	2,000

These fees are generated from court fines. By law, these funds can only be spent on the City's municipal court.

City of Magnolia

Municipal Court Technology Fund - 19

Bank Balance as of 05/31/22 \$ (1,111)

	Approved 2020-2021	Actual 2020-2021	Approved 2021-2022	Projected 2021-2022	Proposed Budget 2022-2023
Revenue					
<u>Revenue</u>					
41190 Municipal Court Tech Fund Rev.	12,000	8,842	9,000	8,000	9,000
Total Revenue	12,000	8,842	9,000	8,000	9,000
Total Revenue	12,000	8,842	9,000	8,000	9,000
Expenditures					
<u>Expenses</u>					
519570 Municipal Court Tech Fund Exp.	12,475	8,829	8,100	7,500	8,100
Total Expense	12,475	8,829	8,100	7,500	8,100
Total Expenditures	12,475	8,829	8,100	7,500	8,100
Total Revenue Over(Under) Expenditures	(475)	13	900	500	900

These fees are generated from court fines. By law, these funds can only be spent on the City's municipal court.

City of Magnolia

Municipal Court Technology Fund - 19

Account	Account Name	Proposed Budget	Description
Revenues:			
41906	Muni Court Tech Fund Fees	9,000	
Expenses:			
519855	Muni Court Tech Fund Expense	8,100	
			Lexis Nexis Risk Mgt 1,125
			Credit Card Fees 1,800
			Great American Financial Svcs 2,725
			Extra copies 700
			Language translation service 250
			IT Services/Computer equipment 1,500

City of Magnolia

Court Judicial Efficiency Fund-50

Bank Balance as of 05/31/22 \$ 3,800

	Approved 2020-2021	Actual 2020-2021	Approved 2021-2022	Projected 2021-2022	Proposed Budget 2022-2023
Revenue					
<u>Revenue</u>					
41190 Judicial Efficiency Fund Fee Fund Fees	600	342	200	200	200
Total Revenue	600	342	200	200	200
Expenditures					
Expenses					
500766 Office Expense	0	0	0	0	0
518850 Judicial Efficiency Expense	0	0	0	0	0
Total Expenditures	0	0	0	0	0
Total Revenue Over(Under) Expenditures	600	342	200	200	200

These fees are generated from court fines. By law, these funds can only be spent on the City's municipal court.

City of Magnolia

2018 Special Assessment Revenue Bond

Magnolia Ridge PID - 32

	Approved 2020-2021	Actual 2020-2021	Approved 2021-2022	Projected 2021-2022	Proposed Budget 2022-2023
Revenue					
<u>Revenue</u>					
40105 Ad Valorem Tax Revenue	124,315	129,195	124,315	124,315	124,315
Total Revenue	124,315	129,195	124,315	124,315	124,315
Total Revenue	124,315	129,195	124,315	124,315	124,315
Expenditures					
<u>Expenses</u>					
500033 PID Bond Principal	25,000	25,000	30,000	25,000	30,000
500034 PID Bond Interest	88,920	88,920	87,495	88,920	85,785
500800 Bank Fees	0	2,791	0	0	0
Total Expenses	113,920	116,711	117,495	113,920	115,785
Total Expenditures	113,920	116,711	117,495	113,920	115,785
Total Revenue Over(Under) Expenditures	10,395	12,484	6,820	10,395	8,530

City of Magnolia 2022-2023 Debt Service

A portion of the total Ad Valorem Tax (property tax) rate is allocated for debt service; however, the actual portion to be paid by property tax depends on the project(s) approved. Depending on the project's purpose, additional debt service payments are expected to be paid by the Enterprise Fund (Water) or by Sales Taxes.

FUND		BOND ISSUED	BOND INFORMATION				2022-2023 DEBT SERVICE			
			ISSUE AMOUNT	MATURITY	OUTSTANDING PRINCIPAL BALANCE 9/2022	FISCAL PAY Principal	FISCAL PAY Interest	FISCAL PAY TOTAL P&I		
GENERAL/ENT		General Obligation Refunding Bond, Series 2014 Issued February 2014 in the amount of \$5,860,000. This bond combines the 2004 Certificate of Deposit issued for new sewer construction ; 2006 Certificate of Deposit issued for the construction of City Hall; and 2006 Utility System Revenue and Refunding Bond issued for Water/Sewer Improvements.	\$5,860,000.00	9/30/2037	\$3,660,000.00	\$315,000.00	\$121,425.00	\$436,425.00		
(30% Gen)										
ENTERPRISE		2011 State Infrastructure Bank- Loan Issued September 2011 in the amount of \$2,000,000 Issued for funding the relocation of utilities along FM 1774 in conjunction with the Texas Department of Transportation widening of the road to include extra lanes. *48-CDC has agreed to assume this debt for this year.	\$2,000,000.00	2/1/2026	\$613,930.50	\$148,983.16	\$16,183.13	\$165,166.29		
ENTERPRISE		Certificates of Obligation, Series 2014 Issued December 2014 in the amount of \$4,960,000 Proceeds are to pay for the construction of Improvements to the City's waterworks and sewer system, including lift stations.	\$4,960,000.00	9/30/2045	\$4,300,000.00	\$120,000.00	\$167,075.00	\$287,075.00		
ENTERPRISE		2017 State Infrastructure Bank-Loan Issued June 2017 in the amount of \$1,000,000 in Issued for funding the relocation of utilities along FM 1774 in conjunction widening of the road to include extra lanes. *48-CDC has agreed to assume \$40,000 of this debt for this this year.	\$1,000,000.00	6/29/2032	\$536,695.95	\$49,975.04	\$16,905.92	\$66,880.96		
GENERAL		Special Assessment Revenue Bond, Series 2018 Issued January 2018 in the amount of \$1,665,000 Issued by the City of Magnolia for the Magnolia Ridge Public Improvement District (PID) to provide funds for the costs of authorized improvements.	\$1,665,000.00	9/1/2046	\$1,505,000.00	\$30,000.00	\$85,785.00	\$115,785.00		
ENTERPRISE		2021 Tax & Revenue Certificates of Obligation Issued 2021 in the amount of \$10,125,000 Issued by the City of Magnolia for improvements to the Water/ Sewer System to include expansion of WWTP	\$10,125,000.00	11/1/2034	\$9,520,000.00	\$630,000.00	\$214,348.76	\$844,348.76		
ENTERPRISE		2021 State Infrastructure Bank-Loan Issued 2021 in the amount of \$890,336.73 Issued by the City of Magnolia for relocation of W/S lines because of FM 1488 widening to FM 1774	\$892,140.73	2/1/2036	\$768,532.73	\$61,804.00	\$0.00	\$61,804.00		
ENTERPRISE		2022 State Infrastructure Bank-Loan Issued 2022 in the amount of \$2,803,157.50 Issued by the City of Magnolia for relocation of W/S lines because of FM 1488 widening from FM 1774 to FM 149	\$2,803,157.50	8/1/2036	\$2,593,555.82	\$187,361.93	\$22,239.75	\$209,601.68		
ENTERPRISE		2022 Tax and Revenue Certificates of Obligation Issued in 2022 in the amount of \$20,005,000.00 to finance construction, acquisition, renovation and equipment of improvements to the water & sewer system, including the expansion of the Wastewater Treatment Plant	\$20,005,000.00	5/1/2052	\$20,005,000.00	\$410,000.00	\$773,951.00	\$1,183,951.00		
TOTAL			\$49,310,298.23		\$43,502,715.00	\$1,953,124.13	\$1,417,913.56	\$3,371,037.69		

City of Magnolia

2014 Tax Revenue C/O I & S - 02

& 2014 General Obligation Refunding Bonds I & S - 02 (Enterprise Fund portion - 70% of total)

		Actual	Approved	Actual	Projected	Proposed
		2020-2021	2021-2022	2021-2022	2021-2022	Budget
		2022-2023				
Revenue						
<u>Revenues</u>						
40001	Tax Revenue	0	0	0	0	0
40117	Misc Income	0	0	0	0	0
	Funds from W/S Operations	65,000	437,000	395,000	437,000	506,750
40033	Transfer in	0	0	0	0	0
40040	Transfer in from debt svc	528,604	154,500	200,000	154,500	217,500
	Total Revenue	593,604	591,500	595,000	591,500	724,250
		593,604	591,500	595,000	591,500	724,250
Total Revenue						
Expenditures						
236	2014 C/O I&S Principal Pay't	110,000	115,000	115,000	115,000	120,000
500035	2014 C/O I&S Interest Pay't	177,425	170,600	174,050	170,600	167,075
235	2014 G/O I&S Principal Pay't	199,500	213,500	206,500	213,500	315,000
500550	2014 G/O I&S Interest Pay't	103,898	91,508	97,808	91,508	121,425
500800	Bank Fees	750	750	750	750	750
	Total Expenses	591,573	591,358	594,108	591,358	724,250
Total Expenses		591,573	591,358	594,108	591,358	724,250
Total Revenue Over(Under) Expenditures		2,031	143	893	143	0

City of Magnolia

2014 General Obligation Refunding Bonds I & S - 05 (Governmental portion-30% of total)

	Bank Balance as of 05/31/22 \$ 101,867				
	Approved 2019-2020	Actual 2019-2020	Approved 2020-2021	Projected 2020-2021	Approved Budget 2021-2022
Revenue					
<u>Revenues</u>					
40001 Ad Valorem Tax Revenue	656,632	649,493	672,335	677,340	781,935
40199 Prop Tax Penalties/Interest	2,500	7,725	2,500	2,500	2,500
40032 Trfr from 02/Water Fund	0	0	0	0	0
40034 2014 G/O I&S Interest Earned	1,500	1,358	1,400	1,870	1,800
Total Revenue	660,632	658,576	676,235	681,710	786,235
Total Revenue	660,632	658,576	676,235	681,710	786,235
Expenditures					
<u>Miscellaneous Expenses</u>					
500033 2014 G/O I&S Principal Pay't	85,500	85,500	88,500	88,500	91,500
500034 2014 G/O I&S Interest Pay't	44,528	44,527	41,918	41,918	39,218
500766 2014 G/O Bank Fees	500	500	500	500	500
500925 Transfer to Enterprise Debt Svc	528,604	528,604	544,000	550,000	654,500
Total Miscellaneous Expenses	659,132	659,131	674,918	680,918	785,718
Total Expenditures	659,132	659,131	674,918	680,918	785,718
Total Revenue Over(Under) Expenditures	1,501	(555)	1,318	792	518

City of Magnolia

2012 Sales Tax Revenue Bond Interest & Sinking Fund - 07

	(Incl w/4A Bal)				Proposed
	Approved 2020-2021	Actual 2020-2021	Approved 2021-2022	Actual 2021-2022	Budget 2022-2023
Revenue					
<u>Revenue</u>					
EDC Funds	300,716	301,113	301,113	300,275	0.00
40120 2012 R/Bond Int & Sinking Interest	0	0	0	0	0.00
Total Revenue	300,716	301,113	301,113	300,275	0.00
Total Revenue	300,716	301,113	301,113	300,275	0.00
Expenditures					
<u>Expenses</u>					
231 2012 Rev Bond Principal Pay't	245,000	255,000	255,000	830,000	0.00
500875 2012 Rev Bond Interest Pay't	55,716	46,113	46,113	617	0.00
Total Expenses	300,716	301,113	301,113	830,617	0.00
Total Expenditures	300,716	301,113	301,113	830,617	0.00
Total Revenue Over(Under) Expenditures	0	0	0	(530,342)	0

City of Magnolia

2011 State Infrastructure Bank Loan Debt Service - 02

	Approved 2020-2021	Actual 2020-2021	Approved 2021-2022
Revenue			
<u>Revenue</u>			
40106 Revenue from 4B	165,298	165,298	165,233
Total Revenue	165,298	165,298	165,233
Total Revenue	165,298	165,298	165,233
Expenditures			
Expenses			
229 2011 SIB Loan Principal Pay't	140,435	140,435	144,646
500034 2011 SIB Loan Interest Pay't	24,864	24,864	20,588
500800 Bank Fees	0	0	0
Total Expenses	165,298	165,298	165,233
Total Expenditures	165,298	165,298	165,233
Total Revenue Over(Under) Expenditures	0	0	0

City of Magnolia

2017 State Infrastructure Bank Loan Debt Service - 02

	Approved 2020-2021	Actual 2020-2021	Approved 2021-2022	Actual 2021-2022	Proposed Budget 2022-2023
Revenue					
<u>Revenue</u>					
40106 Revenue from 4B	40,000	40,000	40,000	40,000	40,000
Funds from W/S Operations	244,881	28,419	28,419	27,656	26,881
Total Revenue	284,881	68,419	68,419	67,656	66,881
Total Revenue	284,881	68,419	68,419	67,656	66,881
Expenditures					
Expenses					
230 2017 SIB Loan Principal Pay't	47,686	48,437	48,437	49,200	49,975
500033.01 2017 SIB Loan Interest Pay't	21,484	19,982	19,982	18,456	16,906
500800 Bank Fees	0	0	0	0	0
Total Expenses	69,170	68,419	68,419	67,656	66,881
Total Expenditures	69,170	68,419	68,419	67,656	66,881
Total Revenue Over(Under) Expenditures	215,711	0	0	0	0

City of Magnolia

2021 Tax & Revenue Certificate of Obligation-02

	Approved 2020-2021	Actual 2020-2021	Approved 2021-2022	Actual 2021-2022	Proposed Budget 2022-2023
Revenue					
<u>Revenue</u>					
Funds from W/S Operations	0	0	12,787	347,136	344,348.8
40040 Transfer in from Debt Svc		0	0	500,000	500,000
Total Revenue	0	0	12,787	847,136	844,349
Total Revenue	0	0	12,787	847,136	844,349
Expenditures					
<u>Expenses</u>					
238 2021 G/O Refunding Bond Principal	0	0	0	605,000	630,000
500051 2021 Tax/Rev C/O Interest	0	0	12,787	242,136	214,349
Bank Fees	0	0	0	0	
Total Expenses	0	0	12,787	847,136	844,349
Total Expenditures	0	0	12,787	847,136	844,349
Total Revenue Over(Under) Expenditures	0	0	(0)	(0)	0.00

City of Magnolia

2021 State Infrastructure Bank Loan-02

	Approved 2020-2021	Actual 2020-2021	Approved 2021-2022	Actual 2021-2022	Proposed Budget 2022-2023
Revenue					
<u>Revenue</u>					
Funds from W/S Operations	0	0	0	0	0
40106 Transfer in from 4B		0	0	61,804	61,804
Total Revenue	0	0	0	61,804	61,804
Total Revenue	0	0	0	61,804	61,804
Expenditures					
<u>Expenses</u>					
239 2021 SIB Loan	0	0	0	61,804	61,804
2021 SIB Loan Interest	0	0	0	0	0
Bank Fees	0	0	0	0	0
Total Expenses	0	0	0	61,804	61,804
Total Expenditures	0	0	0	61,804	61,804
Total Revenue Over(Under) Expenditures	0	0	0	-	-

2022 State Infrastructure Bank Loan-02

	Approved 2020-2021	Actual 2020-2021	Approved 2021-2022	Actual 2021-2022	Proposed Budget 2022-2023
Revenue					
<u>Revenue</u>					
Funds from W/S Operations	0	0	0	0	209,602
40106 Transfer in from 4B		0	0	0	0
Total Revenue	0	0	0	0	209,602
Total Revenue	0	0	0	0	209,602
Expenditures					
Expenses					
243 2022 SIB Loan	0	0	0	0	187,362
2022 SIB Loan Interest	0	0	0	0	22,240
Bank Fees	0	0	0	0	
Total Expenses	0	0	0	0	209,602
Total Expenditures	0	0	0	0	209,602
Total Revenue Over(Under) Expenditures	0	0	0	-	-

2022 Tax & Revenue Certificate of Obligation-02

	Approved 2020-2021	Actual 2020-2021	Approved 2021-2022	Actual 2021-2022	Proposed Budget 2022-2023
Revenue					
<u>Revenue</u>					
Funds from W/S Operations	0	0	0	0	1,183,951
40040 Transfer in from Debt Svc		0	0	0	
Total Revenue	0	0	0	0	1,183,951
Total Revenue	0	0	0	0	1,183,951
Expenditures					
<u>Expenses</u>					
244 2022 Tax/Revenue C/O	0	0	0	0	410,000
2022 Tax/Rev C/O Interest	0	0	0	0	773,951
Bank Fees	0	0	0	0	0
Total Expenses	0	0	0	0	1,183,951
Total Expenditures	0	0	0	0	1,183,951
Total Revenue Over(Under) Expenditures	0	0	-	-	-



2023 Holiday Schedule

New Year's Day	January 2, 2023	Monday
Martin Luther King, Jr. Day	January 16, 2023	Monday
President's Day	February 20, 2023	Monday
Good Friday	April 7, 2023	Friday
Memorial Day	May 29, 2023	Monday
Independence Day	July 4, 2023	Tuesday
Labor Day	September 4, 2023	Monday
Veteran's Day	November 10, 2023	Friday
Thanksgiving Day Holidays	November 23 and November 24	Thursday and Friday
Christmas Holidays	December 25 and December 26	Monday and Tuesday

ORDINANCE NO. O-2022-023

**AN ORDINANCE OF THE CITY COUNCIL OF THE CITY OF MAGNOLIA, TEXAS,
APPROVING AND ADOPTING THE FISCAL YEAR 2022-2023 ANNUAL OPERATING
BUDGET OF THE CITY OF MAGNOLIA, TEXAS; MAKING APPROPRIATIONS FOR THE
CITY FOR SUCH YEAR AS REFLECTED IN SAID BUDGET; AND MAKING CERTAIN
FINDINGS AND CONTAINING CERTAIN PROVISIONS RELATING TO THE SUBJECT.**

* * * * *

WHEREAS, on the 22nd day of July 2022, the Mayor filed with the City Secretary a proposed budget of expenditures for the City of Magnolia for the fiscal year 2022-2023, the same being the fiscal year of the City; and

WHEREAS, after notice required by law, a public hearing on such budget was held at a regular meeting place of the City Council on the 23rd day of August 2022, at which hearing all citizens and taxpayers of the City had the right to be present and to be heard and those who requested to be heard were heard;

WHEREAS, the City Council has considered the proposed budget and has made such changes therein as in the City Council's judgment were warranted by law and were in the best interests of the citizens and taxpayers of the City; and

WHEREAS, the City Council now desires to approve and adopt the same;

NOW, THEREFORE, BE IT ORDAINED BY THE CITY COUNCIL OF THE CITY OF MAGNOLIA, TEXAS:

Section 1. The facts and matters set forth in the preamble of this Ordinance are hereby found to be true and correct.

Section 2. The City Council hereby approves and adopts the general budget thereto described in the preamble of this Ordinance, a copy of which is attached hereto and made a part of this Ordinance for all purposes and which shall be filed with the City Secretary. The City Secretary is hereby directed to place on said budget an endorsement, which shall be signed by the City Secretary, which shall read as follows:

"The Original General Budget of the City of Magnolia, Texas, for the Fiscal Year 2022-2023"

Such budget, as thus endorsed, shall be kept on file in the office of the City Secretary as a public record. Further, it is directed that a true copy of the approved budget be filed in the office of the Montgomery County Clerk.

Section 3. In support of said budget and by virtue of the adoption thereof, including any and all changes adopted thereto, the several amounts specified for the various purposes named in said budget are hereby appropriated to and for such purposes.

Section 4. That City Council takes cognizance of the fact that in order to facilitate operations of the City and its various departments and activities and to make adjustments occasioned by events transpiring during the year, some transfer may be necessary to and from some accounts contained within the budget as originally adopted. Accordingly, should the City Administrator from time to time determine that transfers are necessary from unexpended funds, in one or more budget

accounts to another budget account, and the same may be accomplished without creating a deficit in the requirements of any City Department or activity, he shall recommend such transfers to the City Council. Upon approval thereof by the City Council, an amendment sheet reflecting such transfer or transfers shall be attached to the budget as specifically adopted, whereupon the City Council shall treat such funds as if they had been thus budgeted in the first instance.

Section 5. That all ordinances of the City in conflict with the provisions of this Ordinance be, and the same are hereby repealed and all other Ordinances of the City not in conflict with the provisions of this Ordinance shall remain in full force and effect.

Section 6. City Council expressly repeals all previous budget ordinances and appropriations if in conflict with the provisions of this Ordinance. If a court of competent jurisdiction declares any part, portion, or section of this Ordinance invalid, inoperative, or void for any reason, such decision, opinion, or judgment shall in no way affect the remaining portions, parts, or sections, or parts of a section of this Ordinance, which provisions shall be, remain, and continue to be in full force and effect.

Section 7. This ordinance shall take effect immediately after its passage.

City Council Members Present Were:

	Aye	Nay	Absent
Mayor Todd Kana	_____	_____	_____
Council member Daniel Miller Position 1	_____	_____	_____
Council member Matthew Dantzer Position 2	_____	_____	_____
Mayor Pro Tem Rick Carby Position 3	_____	_____	_____
Council member Brenda Hoppe Position 4	_____	_____	_____
Council member Jack L Huitt Jr. Position 5	_____	_____	_____

Member(s) Present But Not Voting:

Mayor Todd Kana

DULY PASSED BY THE CITY COUNCIL OF THE CITY OF MAGNOLIA, TEXAS on this the ____ day of August, 2022.



THE CITY OF MAGNOLIA, TEXAS

By:

Richard Carby, Mayor Pro Tem

ATTEST:

Kandice Garrett, City Secretary