CITY OF
MAGNOLIA

2010 - 2011

Approved Budget

CITY COUNCIL

TODD KANA, MAYOR
COUNCILMAN POSITION #1, SAMMIE SCOTT
COUNCILMAN POSITION #2, JOHN BRAMLETT
COUNCILMAN POSITION #3, CHRIS SCHOD
COUNCILMAN POSITION #4, BURHL SANDERS
COUNCILWOMAN POSITION #5/MAYOR PRO TEM, PATSY WILLIAMS

This budget will raise more total property taxes than last year's budget by $ _42,603.76_ and 9.58%, and of that amount, $ _4,432.67_ is tax revenue to be raised from new property added to the tax roll this year.

Approved August 23, 2010

18111 Buddy Riley Blvd
Magnolia, Texas 77354
Phone: 281.356.2266
Fax 281.259.7811
www.cityofmagnolia.com

CITY OF

MAGNOLIA

The City of Magnolia is located at the junction of farm roads 1774 and 1488, approximately 45 miles northwest of Houston and 25 miles southwest of Conroe. We are approximately 20 miles from both IH45 and US290, two of the Houston's main highway systems. The City limit population is small, however; the greater Magnolia area spans approximately 12 miles in all directions with an estimated population of more than 65,000.

Throughout the years, this area has seen many changes, going from a railroad town and agriculture community to a "bedroom community" where residents may work in another City or County but live, pay taxes and spend most of their income in their City. With the planned widening of highways FM 1488 and FM 1774 the Magnolia area will continue to grow with changes, challenges and an ever evolving image.

Magnolia's Area Chamber of Commerce promotes the community and its businesses by enhancing commerce, tourism and beautification opportunities, and works with the City to anticipate and meet the needs of both established and new businesses.

The main goal of the City is to maintain a small-town atmosphere and to provide quality services to its citizens. Our community is firmly grounded in traditional American values and down-home, small town charm. You will find the people of Magnolia to be some of the friendliest folks in Texas. A school district that is among the finest in the state, high-quality churches of all denominations as well as a very manageable cost of living are just a few qualities that make Magnolia a great place to live, work and visit.

Brief History

The year 1840 may have been the turning point in the history of what is now known as Magnolia, Texas. That was the year that the southern boundary of Montgomery County was extended to Spring Creek. This area was officially named Mink, Texas on September 3, 1885. The first known application for "Magnolia" was dated January 17, 1885, however; the official name change to Magnolia did not occur until July 28, 1903.

By 1924 it was a thriving community. Several large sawmills were open as well as several general stores, saloons, barbershop, ice cream store, telephone office, livery stable, bank, hotel, boarding house, doctor's office, pharmacy, blacksmith shop, syrup and grist mills, churches, school, land office, railroad depot, telegraph station, cotton gin, tanning yard, feed store and garage. Magnolia became a shipping center for lumber, farm products and cattle.

An election was held on September 28, 1968, to determine if the territory known as Town of Magnolia should become an incorporated municipality. There were a total of 123 votes cast, 106 votes for and 17 votes against. The City of Magnolia became an incorporated municipality on October 15, 1968 with Cedric Smith serving as the first Mayor.

Today, the official population of the City of Magnolia is 1,111 as of the 2000 U. S. Census. However; the 2006 U. S. Census report reflects population estimate trends at 1,263. The City of Magnolia is a General Law Type A government and operates under the Mayor-Council form of government. The City Council is the governing body and has the power to make and enforce all laws and policy related to municipal affairs.

ELECTED OFFICIALS

City Council

Todd Kana, Mayor
Patsy Williams, Mayor Pro Tem
Sammie L. Scott
John Bramlett
Chris Schod
Burhl Sanders

APPOINTED OFFICIALS

Economic Development Corporation

Jonny Williams
Calvin Williams
David Burdick
Sammie Scott
Pat Zaiontz

Planning Commission

Frank M. Parker, III
Barbara Gardner
Harlen Center
Jo Ann Schermerhorn
Jonny Williams
Pat Zaiontz

Community Development Corporation

Frank M. Parker, III
Clyde Hunt
Gari Lynn Hessong
Andy Mize
Hank Wright
Jerry Reed
Jonny Williams

Hotel/Motel Tax Committee

Barry Tate
Celeste Graves
Viren Vansadia
Dharmesh Bhakta
Pat Brantner

HOURS OF OPERATION

Monday – Thursday
7:00a – 5:00p
Friday
7:00a – 11:00a

PHONE NUMBERS

City Administration	Police Department	Municipal Court
281-356-3266	281-356-2500	832-934-0605
281-259-7811 fax	281-259-4382 fax	281-259-9963 fax

City of Magnolia Organizational Chart

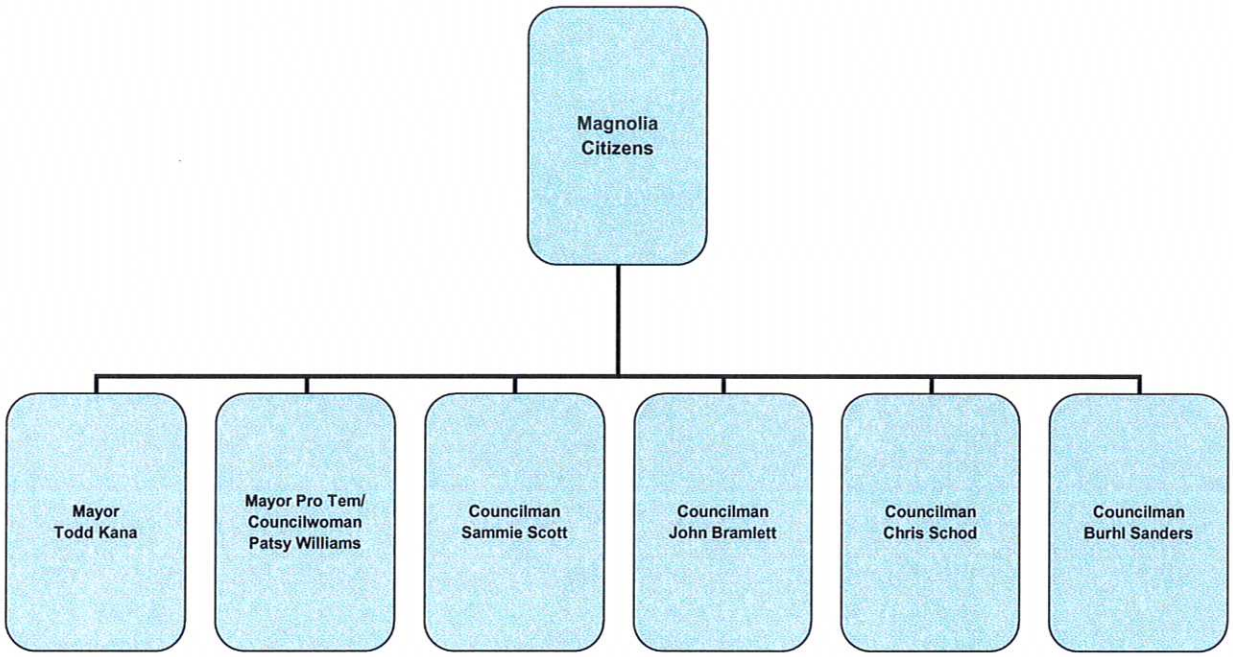

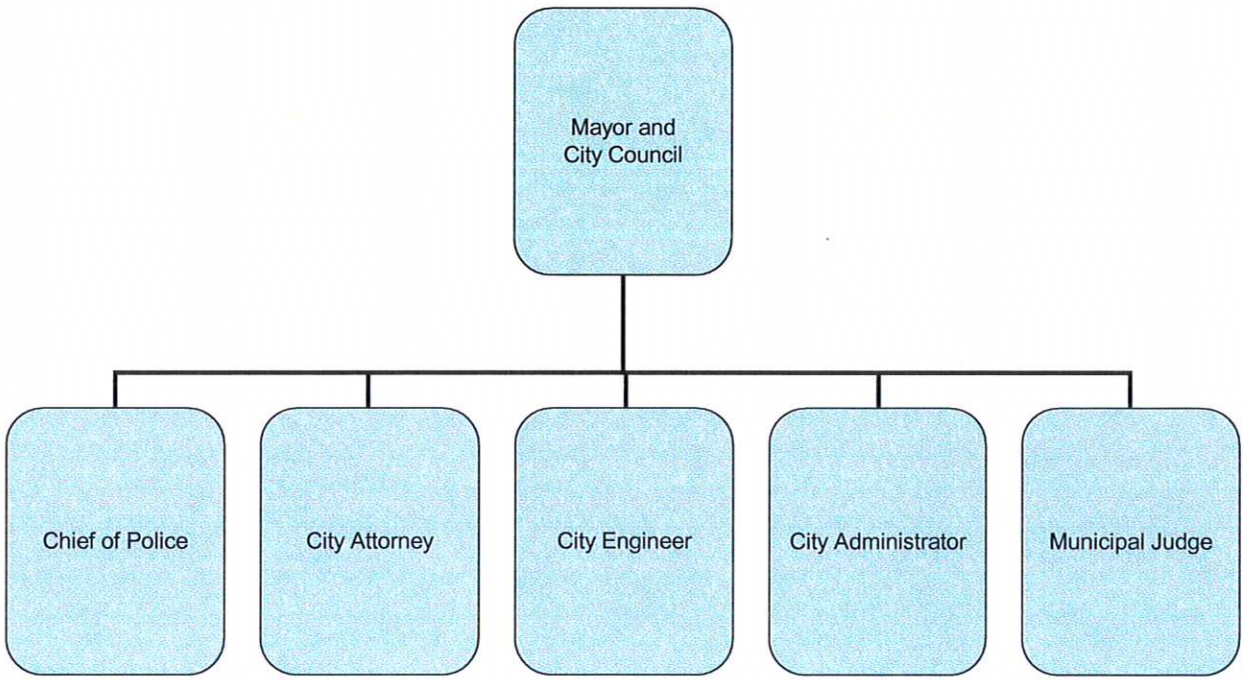

SUMMARY-Approved Budget 2010-2011

GENERAL FUND

REVENUE SUMMARY	Proposed 2010-2011
City Hall / Administration	$1,587,277.17
Police Department	$4,000.00
Municipal Court	$555,000.00
Intra-Fund Transfers In	$122,000.00
TOTAL REVENUE	$2,268,277.17

EXPENDITURE SUMMARY	
City Hall / Administration	$568,991.34
Police Department	$769,087.95
Public Works	$223,996.02
Municipal Court	$271,978.60
Finance	$57,825.80
City Secretary	$70,750.20
Facilities	$72,550.00
City Council	$9,797.00
Parks	$78,550.00
TOTAL EXPENDITURES	$2,123,526.91
REVENUE OVER (UNDER) EXPENDITURES	$144,750.26

Revenue Summary

	2005-2006	2006-2007	2007-2008	2008-2009	Approved 2009-2010	Approved 2010-2011
General/Administrative	$1,377,035.23	$1,364,867.20	$1,500,275.21	$1,565,335.01	$1,746,113.96	$225,350.00
Property Tax						$487,061.76
Sales Tax						$874,865.41
Police	$0.00	$1,256.60	$3,000.00	$0.00	$156,000.00	$4,000.00
Municipal Court	$322,372.75	$502,260.36	$502,213.86	$532,929.70	$640,000.00	$555,000.00
Intra-Fund Transfers IN	$0.00	$0.00	$0.00	$64,470.01	$67,709.17	$122,000.00
Total	$1,699,407.98	$1,868,384.16	$2,005,489.07	$2,162,734.72	$2,609,823.13	$2,268,277.17

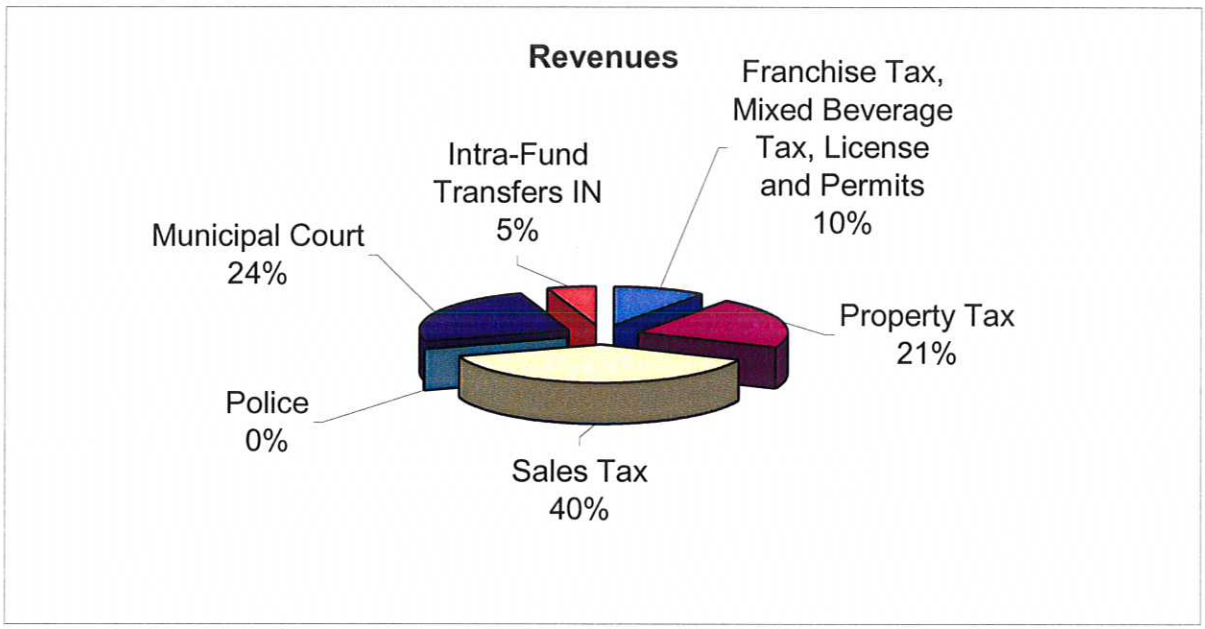

General Fund - 01
Approved Budget

Revenues	Actuals 2005-2006	Actuals 2006-2007	Actuals 2007-2008	Actuals 2008-2009	Approved 2009-2010	Approved 2010-2011
General and Administrative						
40102 General/Administration Donations	0.00	0.00	0.00	-842.23	0.00	0.00
40105 Ad Valorem Tax Revenue	247,742.85	274,500.61	332,946.90	387,194.41	440,621.55	487,061.76
40106 Penalty and Interest	9,789.84	15,310.47	0.00	0.00	0.00	0.00
40107 Mix Beverage Tax Revenue	7,652.09	8,996.14	9,487.08	10,577.45	11,000.00	10,000.00
40109 HB445 1/4 Sales Tax Revenue(wash acccount)	0.00	0.00	0.00	0.00	0.00	0.00
40110 Wrecker Permit Fees	53.34	0.00	169.00	146.00	200.00	200.00
40111 4A 1/2 Sales Tax Revenue(wash account)	0.00	0.00	0.00	0.00	0.00	0.00
40113 Developers Fees	0.00	0.00	0.00	0.00	0.00	0.00
40114 4B 1/4 Sales Tax Revenue(wash account)	0.00	0.00	0.00	0.00	0.00	0.00
40115 Misc. Tax/J. R. Moore	26.83	19.22	0.00	0.00	0.00	0.00
40116 Sales Tax Revenue	801,954.65	851,039.25	968,634.36	957,537.91	919,865.41	874,865.41
40117 Misc. Income	21,189.91	1,375.62	4,029.49	-12,893.55	5,000.00	5,000.00
40118 License and Permits	37,094.30	37,595.37	27,608.85	35,492.13	40,000.00	20,000.00
40119 Sign Permit Revenue	620.00	620.00	575.00	550.00	2,500.00	2,500.00
40120 Franchise Tax Revenue	154,184.58	174,838.54	154,735.81	167,336.29	185,000.00	167,000.00
40122 Interest Income/General	2,205.00	0.00	0.00	0.00	0.00	0.00
40127 Redition Penalty Fee/Montgomery County	273.30	571.98	217.22	169.01	150.00	150.00
40128 Vehicle & Equip. Sales	13,037.00	0.00	0.00	0.00	0.00	0.00
40133 Plat Fee Revenue	0.00	0.00	1,871.50	438.84	500.00	500.00
40134 A/R-Engineering Fees Collected	0.00	0.00	0.00	19,628.75	20,000.00	20,000.00
40143 Loan Proceeds - Other	81,211.54	0.00	0.00	0.00	0.00	0.00
40142 Proceeds-TxDOT	0.00	0.00	0.00	0.00	121,277.00	0.00
Total General and Administrative	**1,377,035.23**	**1,364,867.20**	**1,500,275.21**	**1,565,335.01**	**1,746,113.96**	**1,587,277.17**
Police						
40203 Police Department Donations	0.00	47.70	0.00	0.00	0.00	0.00
40204 Police Department-Tobacco Grant	0.00	0.00	3,000.00	0.00	2,000.00	0.00
40205 Police Depart.-Click it or Ticket Grant	0.00	0.00	0.00	0.00	4,000.00	4,000.00
40220 Police Revenue-Red Light Cameras	0.00	0.00	0.00	0.00	150,000.00	0.00
40223 Police/Seizure Revenue	0.00	1,208.90	0.00	0.00	0.00	0.00
Total Police	**0.00**	**1,256.60**	**3,000.00**	**0.00**	**156,000.00**	**4,000.00**
Courts						
40402 Indigent Defense Fee	0.00	0.00	1,826.41	3,873.92	3,800.00	3,800.00
40403 Judicial Fee / City	673.60	1,611.83	1,534.50	1,077.23	1,700.00	1,700.00
40404 Judicial Fee / County	3,832.96	9,133.71	10,500.66	11,596.98	11,500.00	11,500.00
40405 State Jury Fee	5,465.36	10,815.47	10,313.30	9,170.12	9,000.00	9,000.00
40406 MC Technology Fund	7,044.27	0.00	0.00	0.00	0.00	0.00
40407 OMNI Revenue	2,051.32	2,272.16	4,162.10	8,201.04	8,500.00	8,500.00
40408 Security Fee Revenue	6,629.72	0.00	0.00	0.00	0.00	0.00
40409 Warrant Fee Revenue	34,144.32	53,394.46	56,497.56	68,867.23	85,000.00	85,000.00
40410 Traffic Fee Revenue	249,588.16	411,409.72	397,767.85	397,294.41	485,000.00	400,000.00
40411 OverPay Refunds (Court Fines)	63.06	618.40	-322.71	-202.40	500.00	500.00
40413 Bond Excrow/Bond Refund	0.00	0.00	0.00	0.00	0.00	0.00
40414 C.O.L.A.G.Y.	12,879.98	13,004.61	19,934.19	33,051.17	35,000.00	35,000.00
40416 Child Safety Seat Fee	0.00	0.00	0.00	0.00	0.00	0.00
40417 Civil Justice Fee	0.00	0.00	0.00	0.00	0.00	0.00
Total Courts	**322,372.75**	**502,260.36**	**502,213.86**	**532,929.70**	**640,000.00**	**555,000.00**
Project Revenue						
40907 New City Park Property	0.00	0.00	130,125.00	0.00	0.00	0.00
Total Project Revenue	**0.00**	**0.00**	**130,125.00**	**0.00**	**0.00**	**0.00**
Intra-Fund Transfers IN						
49902 Intra-Fund Transfer (02)Water Fund	0.00	0.00	0.00	25,000.00	0.00	25,000.00
49903 Intra-Fund Transfer (03)Sewer Fund	0.00	0.00	0.00	0.00	0.00	0.00
49906 Intra-Fund Transfer **4B**	0.00	0.00	0.00	19,734.99	33,854.58	48,500.00
49907 Intra-Fund Transfer **4A**	0.00	0.00	0.00	19,735.02	33,854.59	48,500.00
Total Intra-Fund Transfers	0.00	0.00	0.00	64,470.01	**67,709.17**	**122,000.00**
Total Revenue	**1,699,407.98**	**1,868,384.16**	**2,135,614.07**	**2,162,734.72**	**2,609,823.13**	**2,268,277.17**

City Hall Administration Organizational Chart

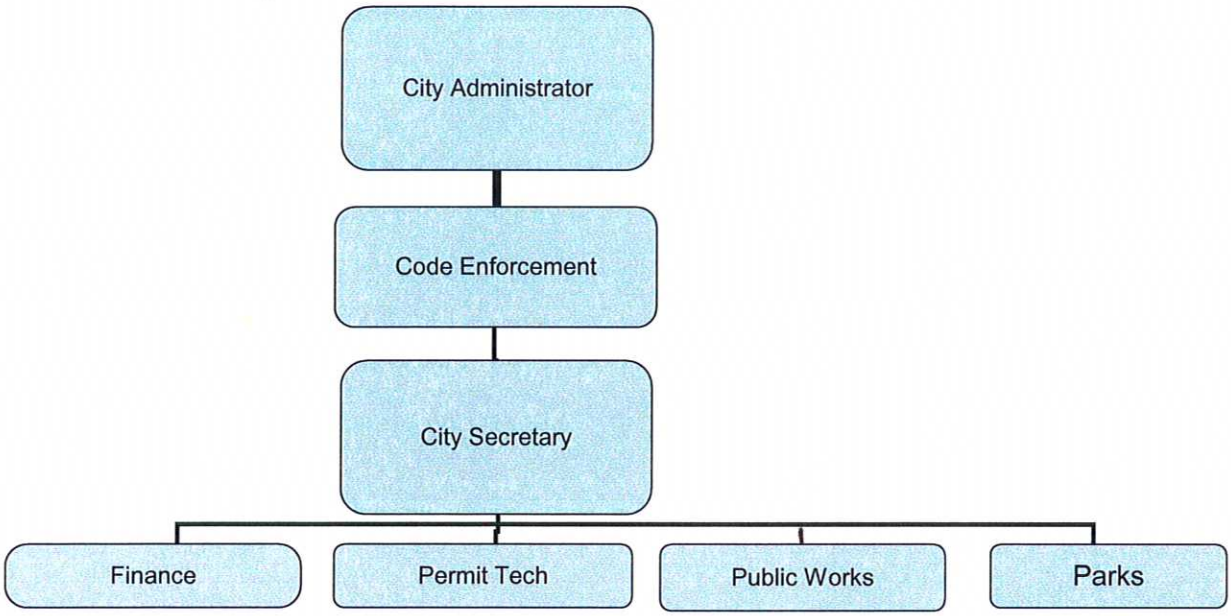

General / Administrative Expenditure Summary

	2005-2006	2006-2007	2007-2008	2008-2009	Approved 2009-2010	Approved 2010-2011
Personnel Services	$193,063.85	$263,601.41	$171,644.94	$195,091.55	$284,437.11	$221,377.34
Contractual Expenses	$135,796.04	$178,952.70	$166,745.05	$128,383.27	$189,200.00	$124,000.00
Miscellaneous Expenses	$49,546.71	$28,365.98	$232,601.09	$180,207.96	$195,775.50	$192,514.00
Capital Outlay Expenses	$5,038.62	$18,336.23	$681.66	$148,654.99	$28,389.12	$31,100.00
Total	$383,445.22	$489,256.32	$571,672.74	$652,337.77	$697,801.73	$568,991.34

Staffing	2005-2006	2006-2007	2007-2008	2008-2009	Approved 2009-2010	Approved 2010-2011
City Manager/Administrator	1	1	1	1	1	1
City Secretary	0	1	1	0.7	1	0
Certified Permit Technician	0	1	0.75	0.75	0	0
Receptionist	0	0	0	0	0.33	0
Finance	0	0	0	0	1	0
Code Enforcement Officer	0	0	0	0	0	1
Total	1	3	2.75	2.45	3.33	2

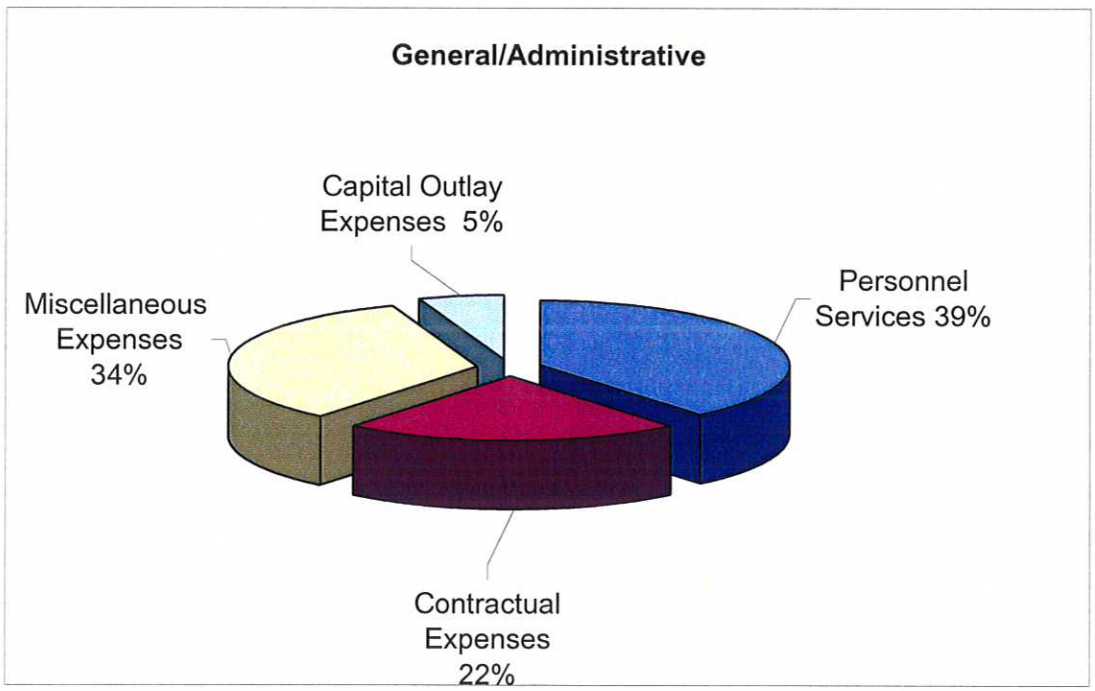

Department Expenditures

City Hall/Administration	Actuals 2005-2006	Actuals 2006-2007	Actuals 2007-2008	Actuals 2008-2009	Approved 2009-2010	Approved 2010-2011
Expense						
500805 Sales Tax Repay Tx Comptroller	15,769.92	11,827.21				
Personnel Services						
501501 Salaries	130,947.63	219,606.23	121,843.46	124,226.82	157,933.50	95,904.12
501502 Car Allowance	0.00	0.00	2,044.80	4,800.00	4,800.00	4,800.00
501503 Overtime	11,939.00	1,549.91	957.69	61.58	7,500.00	2,000.00
501506 Salary 4B	0.00	0.00	7,723.40	14,655.16	27,672.50	39,750.00
501507 Salary 4A	0.00	0.00	7,790.85	14,655.16	27,672.50	39,750.00
501515 Longevity	760.00	235.00	43.74	182.74	620.00	100.00
501516 T.E.C.(Unemployment)	1,589.79	79.82	233.59	170.44	1,130.99	3,828.39
501517 TMRS	5,333.48	5,281.22	3,629.21	4,488.90	5,164.87	4,162.61
501518 Worker's Compensation	-763.30	-1,286.32	-204.66	458.72	398.45	241.95
501526 Insurance (Med./Dental/Vision/Life)	16,497.39	15,413.26	13,117.38	12,770.67	22,620.12	13,794.00
501536 Payroll Tax (F.I.C.A/Medicare)	10,524.35	16,545.40	-6,543.51	13,070.68	17,304.19	13,946.27
501543 Education,Travel, & Certifications	10,491.59	2,421.07	7,386.48	2,464.68	8,000.00	1,000.00
501547 Drug Test	220.00	220.00	52.00	78.00	185.00	100.00
501550 Dues and Memberships	5,508.90	3,535.82	2,447.00	3,008.00	3,435.00	2,000.00
501590 AFLAC	15.02	0.00	0.00	0.00	0.00	0.00
Total Personnel Services	**193,063.85**	**263,601.41**	**160,521.43**	**195,091.55**	**284,437.11**	**221,377.34**
Contractual Expenses						
501625 Maintenance & Repair Vehicle	0.00	300.00	0.00	0.00	0.00	0.00
501629 Inspection Services	25,900.11	12,183.90	31,200.81	35,130.89	45,000.00	10,000.00
501632 Consultant/Contract Services	8,565.24	28,983.95	35,398.79	6,880.25	10,000.00	10,000.00
501640 Legal	82,692.46	93,279.29	76,961.09	62,117.15	55,000.00	35,000.00
501641 Accounting	0.00	16,762.67	0.00	5,800.00	13,000.00	20,000.00
501642 Appraisal Dist Fee	0.00	0.00	0.00	0.00	3,200.00	0.00
501643 Engineering	3,914.00	9,038.75	82,980.30	-10,492.50	20,000.00	20,000.00
501645 Cost of Election	0.00	0.00	0.00	0.00	12,500.00	0.00
501644 Delinquent Tax Attorney Fee	0.00	5,353.99	0.00	0.00	0.00	0.00
501670 Rental of Office Equipment	8,355.00	7,335.20	7,704.01	10,011.37	10,000.00	10,000.00
501673 Computer Software (S/W)	2,228.65	4,605.95	4,988.74	1,814.31	3,000.00	4,000.00
501674 Posting/Advertising	0.00	0.00	703.25	4,242.26	4,500.00	0.00
501677 Computer Assistance (IT Services)	4,140.58	1,109.00	0.00	12,879.54	13,000.00	15,000.00
Total Contractual Expenses	**135,796.04**	**178,952.70**	**239,936.99**	**128,383.27**	**189,200.00**	**124,000.00**
Miscellaneous Expenses						
501750 Park Restroom Supplies	25.91	0.00	53.78	1.39	250.00	150.00
501760 Fuel	234.71	84.00	0.00	0.00	0.00	0.00
501766 Office Supplies	7,637.92	6,066.38	6,823.20	8,007.56	10,000.00	8,000.00
501768 Planning Commission Expenses	0.00	678.78	407.50	2,261.00	3,000.00	0.00
501774 Cell Phones	11,891.29	5,384.65	601.05	655.71	700.00	0.00
501775 Ref. Books, Reports, Subscriptions	745.59	558.80	680.94	92.30	200.00	250.00
501800 Bank Fees	0.00	0.00	0.00	0.00	6,000.00	6,000.00
501778 Flower Fund	239.82	250.23	594.25	312.62	700.00	550.00
501801 Mayor/Council Christmas Reception	0.00	12,944.16	0.00	0.00	5,000.00	5,000.00
501802 Hotel Occupancy Tax Expense	27,258.56	0.00	0.00	0.00	0.00	0.00
501833 Postage	1,512.91	2,398.98	1,607.37	1,822.25	2,200.00	3,000.00
501888 Ad Valorem Tax Trans to 2006 Cert. of Obligation I&S	0.00	0.00	76,575.18	77,439.84	79,687.50	84,237.50
501889 Transfer to 2004 Cert. of Obligation I&S	0.00	0.00	77,824.75	89,615.29	88,038.00	85,326.50
Total Miscellaneous Expenses	**49,546.71**	**28,365.98**	**165,168.02**	**180,207.96**	**195,775.50**	**192,514.00**
Capital Expenses						
501919 City Hall Furniture/Equipment Lease Payments	0.00	0.00	0.00	24,196.04	28,389.12	28,100.00
501920 Computer Equipment	5,038.62	18,336.23	3,371.66	0.00	0.00	3,000.00
501924 New City Park	0.00	0.00	0.00	124,458.95	0.00	0.00
Total Capital Expenses	**5,038.62**	**18,336.23**	**3,371.66**	**148,654.99**	**28,389.12**	**31,100.00**
Total City Hall/Administration Expenditures	**383,445.22**	**489,256.32**	**568,998.10**	**652,337.77**	**697,801.73**	**568,991.34**

Magnolia Police Department Organizational Chart

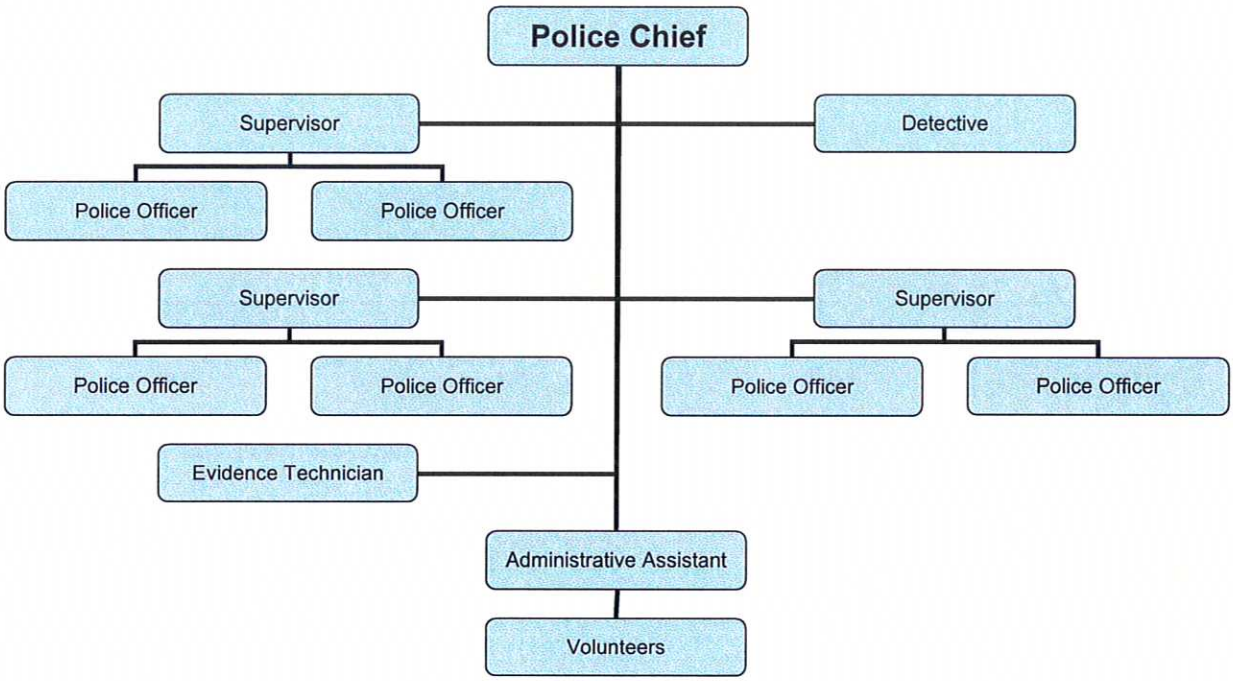

Police Department Expenditure Summary

	2005-2006	2006-2007	2007-2008	2008-2009	Approved 2009-2010	Approved 2010-2011
Personnel Services	$461,237.01	$544,979.87	$813,983.02	$663,578.28	$753,905.49	$618,858.00
Contractual Expenses	$35,198.98	$48,790.21	$39,893.14	$62,537.77	$57,300.00	$59,900.00
Miscellaneous Expenses	$45,549.98	$54,740.67	$61,970.21	$83,570.04	$65,650.00	$63,750.00
Capital Outlay Expenses	$96,051.07	$76,879.20	$70,644.51	$75,576.81	$49,649.58	$26,579.95
Total	$638,037.04	$725,389.95	$986,490.88	$885,262.90	$926,505.07	$769,087.95

Staffing

	2005-2006	2006-2007	2007-2008	2008-2009	Approved 2009-2010	Approved 2010-2011
Chief of Police	1	1	1	1	1	1
Captain	0	1	0	0	0	0
Lieutenant	1	1	1	1	1	0
Sargeant	1	0	0	2	2	2
Corporal	0	0	0	0	0	1
Detective	1	1	1	1	1	1
Patrol Officers	6	6	7	6	6	4
Reserve Officers	2	2	0	3	5	2
Dispatch	0	0	0	1	1	0
Administrative Asst/Dispatch	1	1	1	1	1	1
Code Compiiance Officer	0	0	0	1	1	0
Evidence Clerk	0	1	1	1	1	1
Total	13	14	12	18	20	13

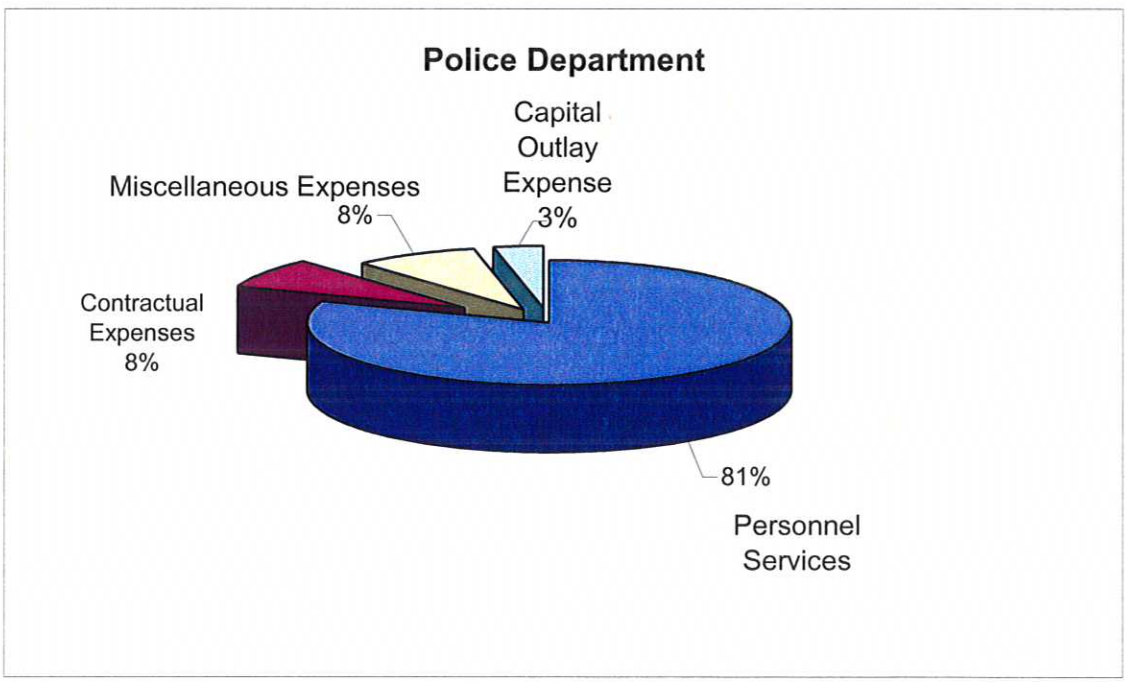

Police Department		Actuals 2005-2006	Actuals 2006-2007	Actuals 2007-2008	Actuals 2008-2009	Approved 2009-2010	Approved 2010-2011
Personnel Services							
502501	Salaries	344,936.26	412,674.96	498,348.23	479,368.60	555,355.36	423,553.12
502503	Overtime	14,938.25	16,272.18	26,646.04	31,224.32	28,000.00	25,000.00
new	Cell Phone Allowance	0.00	0.00	0.00	0.00	0.00	600.00
502504	S.T.E.P. Overtime	0.00	0.00	5,497.25	0.00	0.00	0.00
502515	Longevity	2,185.00	980.00	1,580.00	1,780.00	2,445.00	2,005.00
502516	T.E.C.(Unemployment)	2,511.06	1,664.42	1,037.83	1,012.40	2,929.00	9,474.32
502517	TMRS	12,588.41	14,497.03	14,741.69	14,516.83	13,375.77	10,301.44
502518	Worker's Compensation	5,298.54	13,221.48	13,217.65	17,007.49	14,098.52	10,752.52
502526	Insurance (Med./Dental/Vision/Life)	50,998.73	51,308.35	52,643.21	76,229.66	89,388.11	96,558.00
502536	Payroll Tax (F.I.C.A/Medicare)	26,235.26	30,108.82	40,687.43	40,581.35	44,813.73	34,513.60
502543	Education,Travel, & Certifications	693.90	2,409.55	2,096.32	674.86	2,500.00	2,500.00
502544	State P. D. Education	76.48	587.26	-1,020.13	690.77	0.00	1,300.00
502547	Drug Test	369.00	350.00	702.00	492.00	500.00	1,000.00
502550	Dues, Memberships, & Promotions	389.95	905.82	1,111.00	0.00	500.00	1,300.00
502588	Child Support	0.00	0.00	-300.00	0.00	0.00	0.00
502589	Prepaid Legal	1.15	0.00	0.00	0.00	0.00	0.00
502590	AFLAC Insurance	15.02	0.00	0.00	0.00	0.00	0.00
	Total Personnel Services	**461,237.01**	**544,979.87**	**656,988.52**	**663,578.28**	**753,905.49**	**618,858.00**
Contractual Expenses							
502604	Police Dept Cell Phones	0.00	275.21	2,923.04	4,534.75	3,500.00	1,600.00
502605	Utilities/Telephone	12,003.10	4,668.53	934.01	0.00	0.00	0.00
502625	Maintenance & Repair Vehicle	5,908.47	9,927.11	7,943.38	12,720.27	12,000.00	15,000.00
502630	Outside Services	5,788.57	14,182.37	18,604.89	7,661.19	7,000.00	8,000.00
502631	Red Light Camera	0.00	0.00	0.00	0.00	0.00	0.00
502633	Maintenance & Repair Building	1,180.98	945.75	227.50	1,205.16	2,000.00	0.00
502634	Maintenance & Repair Office Equip.	386.64	2,093.79	0.00	0.00	1,000.00	1,000.00
502637	Mont. Co Sheriffs Office / Radio	3,906.32	3,237.20	793.14	11,820.75	2,000.00	15,000.00
502640	Legal	192.79	5,550.35	2,323.00	153.00	1,500.00	5,000.00
502670	Copy Machine / Lease of Office Equip.	3,128.39	3,827.11	3,826.49	4,121.92	3,300.00	3,300.00
new	Contractual Leases	0.00	0.00	0.00	0.00	0.00	6,000.00
502673	Computer Software	2,703.72	4,082.79	8,794.27	1,974.95	5,000.00	5,000.00
502677	IT Services	0.00	0.00	3,865.00	18,345.78	20,000.00	0.00
	Total Contractual Expenses	**35,198.98**	**48,790.21**	**50,234.72**	**62,537.77**	**57,300.00**	**59,900.00**
Miscellaneous Expenses							
502744	Minor Equipment	0.00	443.84	0.00	523.84	500.00	500.00
502760	Fuel	19,518.72	21,826.87	32,772.59	27,222.46	26,000.00	26,000.00
502762	Uniforms & Badges	8,660.86	9,486.40	920.15	6,874.04	8,000.00	8,000.00
502763	Motor Vehicle Supplies	2,162.54	5,691.36	5,203.24	8,750.57	6,000.00	3,000.00
502765	Expense-Tobacco Grant	0.00	0.00	0.00	3,843.83	2,000.00	2,000.00
502766	Office Supplies	6,147.97	6,903.32	5,833.22	11,146.44	8,000.00	9,000.00
502767	Safety Equipment	271.37	301.08	412.16	8,883.91	4,000.00	100.00
502768	Click It or Ticket Campaign	0.00	0.00	0.00	0.00	0.00	4,000.00
502801	Expense Reimbursement (Misc)	0.00	218.06	0.00	0.00	0.00	0.00
502827	Fleet Insurance - TML	3,773.44	5,058.80	5,843.00	6,444.36	5,500.00	5,500.00
502828	Law Enforcement Liability	4,374.00	4,184.00	6,565.10	8,787.00	5,400.00	5,400.00
502833	Postage	641.08	626.94	52.50	1,093.59	250.00	250.00
	Total Miscellaneous Expenses	**45,549.98**	**54,740.67**	**57,601.96**	**83,570.04**	**65,650.00**	**63,750.00**
Capital Expenses							
502920	Computer Equipment	0.00	627.26	4,648.30	23,738.81	5,870.00	0.00
502921	Radios	878.79	0.00	0.00	0.00	0.00	0.00
502951	Motor Vehicles	95,172.28	50,485.21	56,730.01	51,838.00	43,779.58	26,579.95
502954	Capital Lease-Principal	0.00	21,431.00	-21,431.00	0.00	0.00	0.00
502955	Capital Lease- Interest	0.00	4,335.73	-4,335.73	0.00	0.00	0.00
	Total Capital Expenses	**96,051.07**	**76,879.20**	**35,611.58**	**75,576.81**	**49,649.58**	**26,579.95**
Total Police Department Expenditures		**638,037.04**	**725,389.95**	**800,436.78**	**885,262.90**	**926,505.07**	**769,087.95**

Public Works Expenditure Summary

	2005-2006	2006-2007	2007-2008	2008-2009	Approved 2009-2010	Approved 2010-2011
Personnel Services	$0.00	$0.00	$0.00	$0.00	$0.00	$110,676.02
Contractual Expenses	$70,868.29	$72,501.63	$102,662.55	$118,089.43	$122,000.00	$102,300.00
Miscellaneous Expenses	$1,898.73	$2,699.71	$6,412.33	$1,479.90	$1,700.00	$9,520.00
Capital Outlay Expenses	$0.00	$0.00	$0.00	$959.98	$1,500.00	$1,500.00
Total	$72,767.02	$75,201.34	$109,074.88	$120,529.31	$125,200.00	$223,996.02

Staffing

	2005-2006	2006-2007	2007-2008	2008-2009	Approved 2009-2010	Approved 2010-2011
Laborers			0	0	0	3
Total	0	0	0	0	0	3

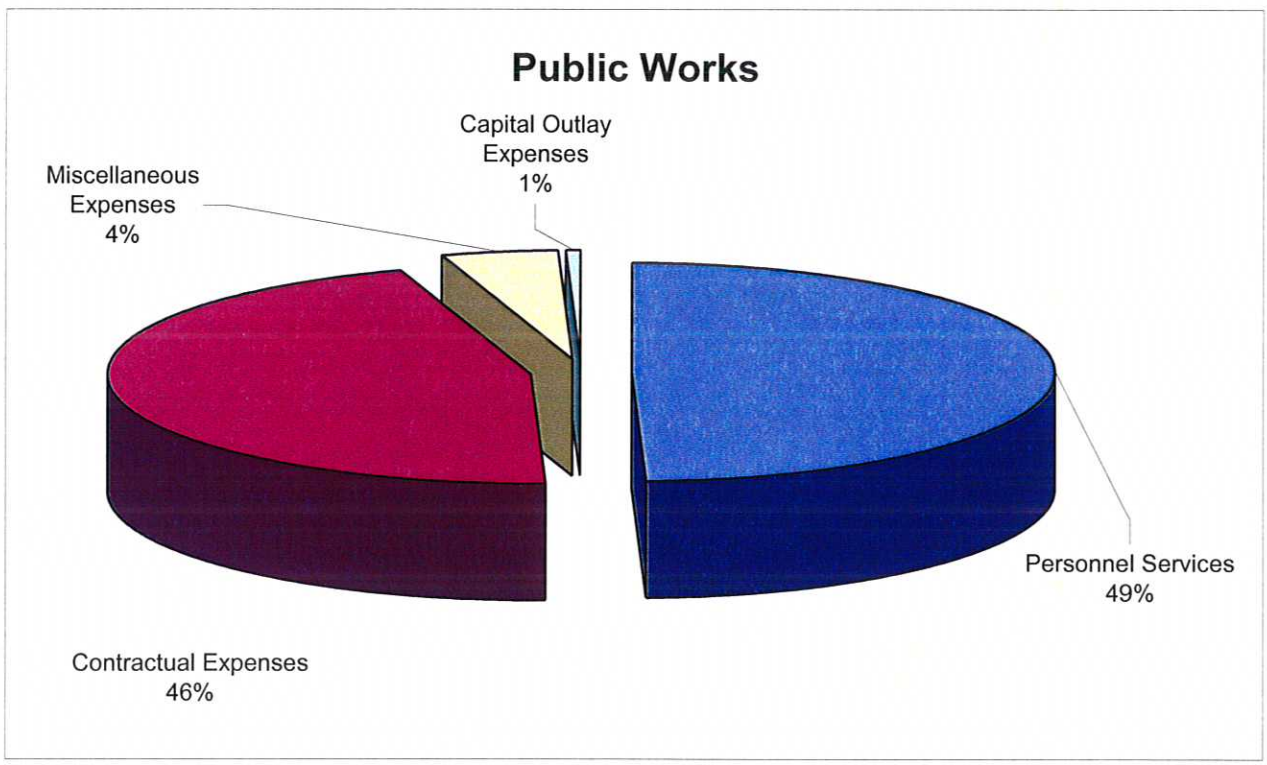

Public Works	Actuals 2005-2006	Actuals 2006-2007	Actuals 2007-2008	Actuals 2008-2009	Approved 2009-2010	Approved 2010-2011
Personnel Services						
503501 Salaries (3 employees)	27,041.48	36,601.90	-1,362.40	0.00	0.00	73,840.00
503503 Overtime	2,182.99	2,442.85	0.00	0.00	0.00	1,480.00
503515 Longevity	70.00	35.00	0.00	0.00	0.00	90.00
503516 T.E.C.	404.65	139.65	0.00	0.00	0.00	1,583.61
503517 T.M.R.S.	1,018.27	1,192.61	0.00	0.00	0.00	2,066.23
503518 Worker's Comp	1,135.58	3,530.67	-8.39	0.00	0.00	4,785.31
503526 Insurance (Med/Dental/Life/Vision)	5,191.19	5,018.49	0.00	0.00	0.00	20,691.00
503536 Payroll Tax (F.I.C.A./Medicare)	2,163.60	2,535.41	0.00	0.00	0.00	5,768.87
503543 Education, Travel, Certification	600.00	210.00	0.00	0.00	0.00	300.00
503547 Drug Test	71.00	116.00	0.00	0.00	0.00	71.00
Total Personnel Services	**39,878.76**	**51,822.58**	**-1,370.79**	**0.00**	**0.00**	**110,676.02**
Contractual Expenses						
503602 Utilities/Water- Montgomery County	10,301.70	12,138.67	9,286.21	12,248.35	12,000.00	9,000.00
503504 Electric (Street Lights)	21,762.26	22,797.26	21,744.21	26,778.62	25,000.00	20,000.00
503625 Maint. & Repair/ Vehicle	2,595.29	3,479.32	1,284.69	1,412.87	2,000.00	2,600.00
503626 Maint. & Repair/ Building	60.56	0.00	0.00	0.00	0.00	0.00
503632 Contract/Consulting Service	23,995.32	39,950.00	40,910.00	50,762.39	50,000.00	60,000.00
503633 Maint. & Repair Equipment	578.67	0.00	4,091.84	931.79	1,000.00	1,500.00
503643 Engineering	0.00	0.00	0.00	0.00	0.00	0.00
503646 Meals, Travel, Lodging	55.82	0.00	0.00	0.00	0.00	0.00
503653 Ditch Renovations	5,750.00	0.00	26,270.13	14,998.00	17,000.00	3,000.00
503654 Road Repaving & Repair	1,166.22	0.00	0.00	9,130.08	12,000.00	0.00
503655 Street Signs & Flags	2,028.21	2,773.40	1,992.66	2,568.30	3,000.00	1,200.00
503663 Rental of Equipment	100.00	0.00	0.00	0.00	0.00	5,000.00
503664 Utilities / Reliant	4,538.52	0.00	0.00	0.00	0.00	0.00
Total Contractual Expenses	**72,932.57**	**81,138.65**	**105,579.74**	**118,830.40**	**122,000.00**	**102,300.00**
Miscellaneous Expenses						
503700 General Supplies	1,790.95	636.34	296.59	189.27	400.00	400.00
503744 Minor Tools and Equipment	-719.46	140.18	63.24	0.00	100.00	3,000.00
503749 Street Supplies	1,858.40	3,004.63	0.00	1,043.99	1,200.00	0.00
503760 Fuel	4,466.11	4,017.81	0.00	0.00	0.00	6,000.00
503761 Tires and Tubes	205.24	0.00	0.00	0.00	0.00	0.00
503762 Uniforms and Badges	700.49	812.82	0.00	0.00	0.00	120.00
503826 Building Insurance - Sewer Plant	310.00	0.00	0.00	0.00	0.00	0.00
503827 Fleet Insurance - TML	2,076.12	2,459.20	0.00	0.00	0.00	0.00
Total Miscellaneous Expenses	**10,687.85**	**11,070.98**	**359.83**	**1,233.26**	**1,700.00**	**9,520.00**
Capital Expenses						
503940 Mowers & Edgers	109.98	1,542.82	0.00	799.99	1,500.00	1,500.00
Total Capital Expenses	**109.98**	**1,542.82**	**0.00**	**799.99**	**1,500.00**	**1,500.00**
Total Public Works	**123,609.16**	**145,575.03**	**104,568.78**	**120,863.65**	**125,200.00**	**223,996.02**

Municipal Court Organizational Chart

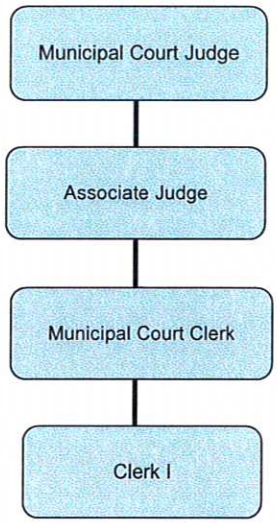

Municipal Court Expenditure Summary

	2005-2006	2006-2007	2007-2008	2008-2009	Approved 2009-2010	Approved 2010-2011
Personnel Services	$153,973.58	$198,096.78	$238,434.10	$223,965.07	$213,900.60	$118,628.61
Contractual Expenses	$15,031.77	$15,785.57	$15,515.26	$25,546.59	$28,000.00	$14,950.00
Miscellaneous Expenses	$135,174.68	$199,890.50	$168,018.13	$251,896.06	$203,500.00	$138,400.00
Capital Outlay Expenses	$0.00	$0.00	$0.00	$0.00	$0.00	$0.00
Total	$304,180.03	$413,772.85	$421,967.49	$501,407.72	$445,400.60	$271,978.61

Staffing

	2005-2006	2006-2007	2007-2008	2008-2009	Approved 2009-2010	Approved 2010-2011
Judge	1	1	1	1	1	1
Associate Judge	0	0	0	0	0	1
Municipal Court Clerk	1	1	1	1	1	1
Assistant Municipal Court Clerk	2	2	2	1	1.67	1
Collection Clerk	0	1	1	1	1	0
Total	4	5	5	4	4.67	4

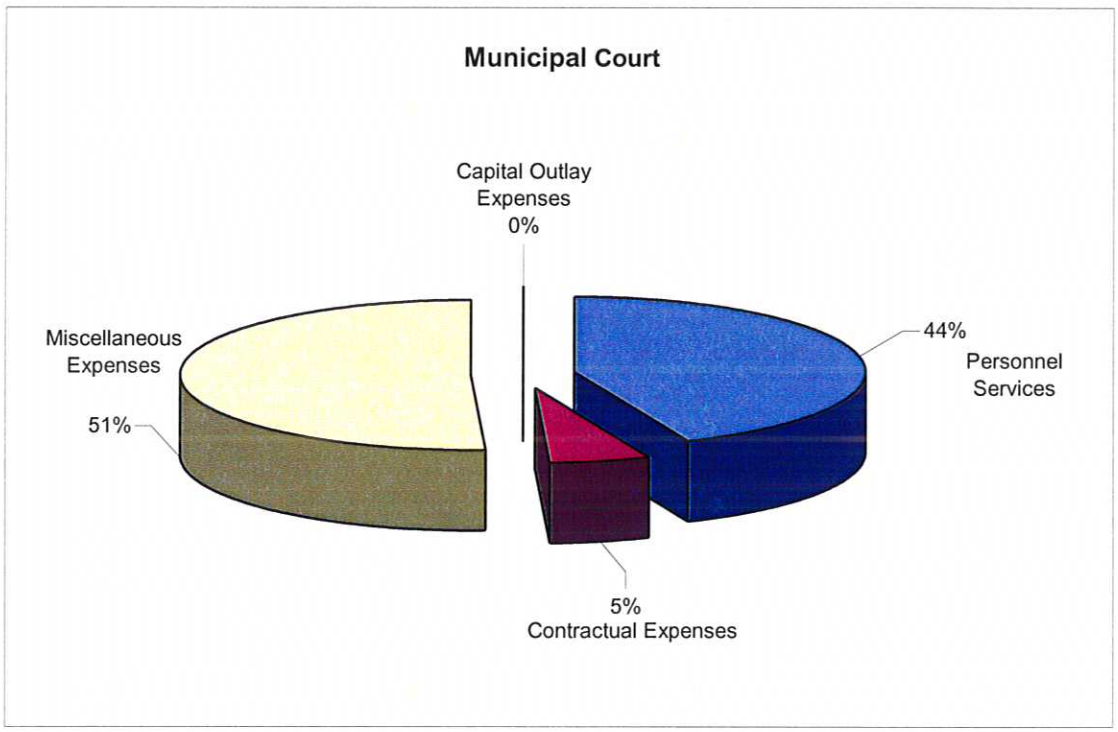

480.00	2,095.00	2,395.00	715.00
858.16	225.00	811.38	1,894.48
220.16	5,003.85	3,705.29	2,059.87
532.91	787.52	403.36	213.68
598.14	30,198.51	30,491.00	13,794.00
49.26	12,121.96	12,414.08	6,901.31
447.55	2,568.45	3,000.00	3,000.00
30.00	130.00	300.00	52.00
744.70	521.12	500.00	500.00
0.00	0.00	0.00	0.00
601.62	**223,965.07**	**213,900.60**	**118,628.61**
753.05	233.43	4,000.00	150.00
0.00	0.00	0.00	0.00
0.00	0.00	0.00	0.00
481.50	11,662.07	10,000.00	10,800.00
450.00	2,760.33	4,000.00	4,000.00
0.00	10,890.76	10,000.00	0.00
584.55	**25,546.59**	**28,000.00**	**14,950.00**
616.34	6,021.58	5,000.00	4,000.00
266.00	36.00	500.00	400.00
0.00	0.00	0.00	0.00
536.00	-10.00	2,000.00	2,000.00
588.00	1,356.00	1,500.00	1,500.00
42.16	33,053.22	25,000.00	3,000.00
539.37	208,102.29	165,000.00	125,000.00
24.66	3,336.97	4,500.00	2,500.00
212.53	**251,896.06**	**203,500.00**	**138,400.00**
98.70	**501,407.72**	**445,400.60**	**271,978.61**

504515	Longevity	1,190.00	1,430.00	2,
504516	T.E.C.	1,080.00	37.92	
504517	T.M.R.S.	3,838.52	5,785.28	5,
504518	Worker's Comp	374.40	274.09	
504526	Insurance (Med/Dental/Life/Vision)	21,716.63	24,268.71	24,
504536	Payroll Tax (F.I.C.A./Medicare)	7,013.48	9,527.81	11,
504543	Education, Travel, Certification	732.85	1,299.29	2,
504547	Drug Test	104.00	104.00	
504550	Dues and Memberships	230.00	568.42	
504590	AFLAC	30.04	0.00	
	Total Personnel Services	**153,973.58**	**198,096.78**	**212,**
Contractual Expenses				
504605	Utilities/Telephone/Internet	4,117.55	3,318.07	1,
504620	Building Lease	602.54	0.00	
504633	Maint.& Repair/Building/Equipment	1,464.67	360.00	
504640	Legal	4,154.61	9,254.50	11,
504673	Incode Software & Support	2,308.98	2,853.00	2,
504677	Computer Assistance/IT Services	2,383.42	0.00	
	Total Contractual Expenses	**15,031.77**	**15,785.57**	**15,**
Miscellaneous Expenses				
504766	Office Supplies	2,200.46	3,249.07	5,
504775	Ref. Books, Reports, Subscriptions	400.59	320.56	
504801	Misc. Expense Reimbursement	0.00	0.00	
504810	Court Jurors	680.00	816.00	
504812	O.M.N.I.	354.00	384.00	
504814	**C.O.L.A.G.Y.**	8,447.75	10,208.03	18,
504815	State Comptroller Fees	121,984.91	183,928.81	128,
504833	Postage	1,106.97	984.03	3,
	Total Miscellaneous Expenses	**135,174.68**	**199,890.50**	**157,**
Total Municipal Court		**304,180.03**	**413,772.85**	**385,**

Finance Expenditure Summary

	2005-2006	2006-2007	2007-2008	2008-2009	Approved 2009-2010	Approved 2010-2011
Personnel Services	$0.00	$55,230.23	$56,340.11	$58,971.02	$0.00	$53,700.80
Contractual Expenses	$6,780.00	$2,695.18	$18,277.50	$16,555.00	$0.00	$3,600.00
Miscellaneous Expenses	$1,145.91	$6,573.78	$12,060.27	$5,603.71	$0.00	$525.00
Capital Outlay Expenses	$0.00	$0.00	$0.00	$0.00	$0.00	$0.00
Total	$7,925.91	$64,499.19	$86,677.88	$81,129.73	$0.00	$57,825.80

Staffing

	2005-2006	2006-2007	2007-2008	2008-2009	Approved 2009-2010	Approved 2010-2011
Finance Clerk	1	2	1	1	0	1
Total	1	2	1	1	0	1

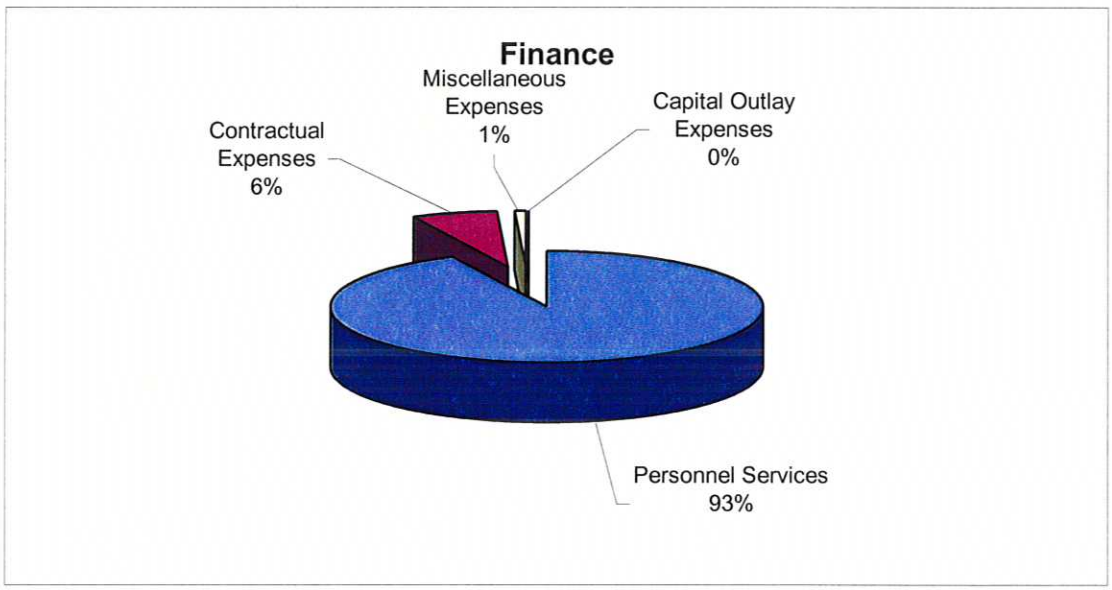

City Secretary Expenditure Summary

	2005-2006	2006-2007	2007-2008	2008-2009	Approved 2009-2010	Approved 2010-2011
Personnel Services	$0.00	$60,128.78	$50,094.75	$58,808.57	$0.00	$62,500.20
Contractual Expenses	$4,584.02	$1,230.81	$1,578.04	$1,220.77	$0.00	$2,000.00
Miscellaneous Expenses	$8,193.68	$15,980.99	$19,898.35	$1,936.88	$0.00	$6,250.00
Capital Outlay Expenses	$0.00	$0.00	$0.00	$0.00	$0.00	$0.00
Total	$12,777.70	$77,340.58	$71,571.14	$61,966.22	$0.00	$70,750.20

Staffing

	2005-2006	2006-2007	2007-2008	2008-2009	Approved 2009-2010	Approved 2010-2011
City Secretary .75	1	1	1	0.75	0	1
Deputy City Secretary .30		0	0	0.3	0	0
Total	1	1	1	1.05	0	1

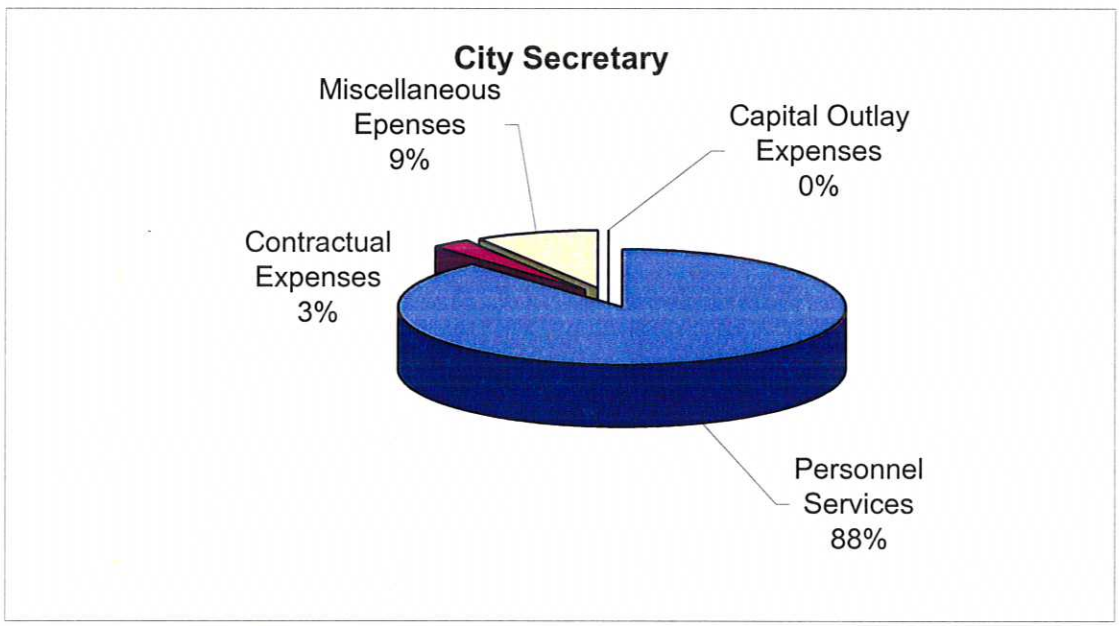

Finance	Actuals 2005-2006	Actuals 2006-2007	Actuals 2007-2008	Actuals 2008-2009	Approved 2009-2010	Approved 2010-2011
Personnel Services						
505501 Salaries	0.00	35,825.81	38,014.39	40,001.17	0.00	39,626.08
505503 Overtime	0.00	6,959.66	6,318.89	6,193.98	0.00	816.30
505515 Longevity	0.00	750.00	60.00	120.00	0.00	240.00
505516 T.E.C.	0.00	0.00	99.00	45.01	0.00	854.33
505517 T.M.R.S.	0.00	1,665.02	1,356.24	1,349.92	0.00	928.91
505518 Worker's Comp	0.00	0.00	107.44	138.17	0.00	99.97
505526 Insurance (Med/Dental/Life/Vision)	0.00	5,480.98	4,643.93	6,192.63	0.00	6,897.00
505536 Payroll Tax (F.I.C.A./Medicare)	0.00	2,740.73	3,308.66	3,628.61	0.00	3,112.20
505543 Education, Travel, Certification	0.00	1,513.52	524.81	960.53	0.00	1,000.00
505547 Drug Test	0.00	0.00	26.00	26.00	0.00	26.00
505550 Dues and Memberships	0.00	294.51	315.00	315.00	0.00	100.00
Total Personnel Services	**0.00**	**55,230.23**	**54,774.36**	**58,971.02**	**0.00**	**53,700.80**
Contractual Expenses						
505632 Contract/Outside Services	4,500.00	131.18	16,125.00	12,643.00	0.00	0.00
505644 Appraisal District Fee	2,280.00	2,564.00	2,160.00	3,912.00	0.00	3,600.00
Total Contractual Expenses	**6,780.00**	**2,695.18**	**18,285.00**	**16,555.00**	**0.00**	**3,600.00**
Miscellaneous Expenses						
505766 Office Supplies	0.00	920.31	659.96	417.22	0.00	525.00
505800 Bank Fees	1,145.91	5,208.81	8,521.96	4,833.49	0.00	0.00
505883 Postage	0.00	444.66	355.00	353.00	0.00	0.00
Total Micellaneous Expenses	**1,145.91**	**6,573.78**	**9,536.92**	**5,603.71**	**0.00**	**525.00**
Total Finance	**7,925.91**	**64,499.19**	**82,596.28**	**81,129.73**	**0.00**	**57,825.80**

City Secretary	Actuals 2005-2006	Actuals 2006-2007	Actuals 2007-2008	Actuals 2008-2009	Approved 2009-2010	Approved 2010-2011
Personnel Services						
506501 Salaries	0.00	42,148.81	32,104.59	42,085.37	0.00	47,000.00
506503 Overtime	0.00	7,107.73	3,278.22	1,761.23	0.00	0.00
506515 Longevity	0.00	150.00	157.50	223.50	0.00	190.00
506516 T.E.C.	0.00	0.00	99.00	45.00	0.00	990.99
506517 T.M.R.S.	0.00	1,769.80	1,110.75	1,259.35	0.00	1,293.01
506518 Worker's Comp	0.00	0.00	94.59	135.11	0.00	1,193.16
506526 Insurance (Med/Dental/Life/Vision)	0.00	5,414.99	3,782.47	5,612.14	0.00	6,897.00
506536 Payroll Tax (F.I.C.A./Medicare)	0.00	3,322.30	2,565.68	3,336.27	0.00	3,610.04
506543 Education, Travel, Certification	0.00	110.58	1,929.54	3,954.60	0.00	1,000.00
506547 Drug Test	0.00	0.00	26.00	26.00	0.00	26.00
506550 Dues and Memberships	0.00	104.57	175.00	370.00	0.00	300.00
Total Personnel Services	**0.00**	**60,128.78**	**45,323.34**	**58,808.57**	**0.00**	**62,500.20**
Contractual Expenses						
506674 Posting and Advertising	4,584.02	1,230.81	1,643.71	1,220.77	0.00	2,000.00
Total Contractual Expenses	**4,584.02**	**1,230.81**	**1,643.71**	**1,220.77**	**0.00**	**2,000.00**
Miscellaneous Expenses						
506766 Office Supplies	0.00	4,560.06	1,631.62	853.59	0.00	0.00
506769 Office Equipment	0.00	2,644.27	1,729.73	0.00	0.00	0.00
506773 Cost of Election	3,117.12	5,000.00	11,198.00	0.00	0.00	6,000.00
506774 Cell Phones	0.00	553.31	603.25	655.91	0.00	0.00
506775 Magazines, Maps & Books	0.00	138.76	270.50	381.37	0.00	150.00
506777 Election Material	5,076.56	2,858.89	0.00	0.00	0.00	50.00
506833 Postage	0.00	203.39	36.64	46.01	0.00	50.00
506836 Printing	0.00	22.31	25.65	0.00	0.00	0.00
Total Miscellaneous Expenses	**8,193.68**	**15,980.99**	**15,495.39**	**1,936.88**	**0.00**	**6,250.00**
Total City Secretary	**12,777.70**	**77,340.58**	**62,462.44**	**61,966.22**	**0.00**	**70,750.20**

City Marshal Expenditure Summary

	2005-2006	2006-2007	2007-2008	2008-2009	Approved 2009-2010	Approved 2010-2011
Personnel Services	$14,641.87	$50,699.52	$66,284.48	$89,278.37	$89,814.42	$0.00
Contractual Expenses	$939.15	$848.75	$147.91	$4,933.86	$7,000.00	$0.00
Miscellaneous Expenses	$1,198.21	$3,862.68	$7,932.59	$6,662.51	$15,250.00	$0.00
Capital Outlay Expenses	$0.00	$25,465.94	$7,079.35	$6,462.76	$10,492.76	$0.00
Total	$16,779.23	$80,876.89	$81,444.33	$107,337.50	$122,557.18	$0.00

Staffing

	2005-2006	2006-2007	2007-2008	2008-2009	Approved 2009-2010	Approved 2010-2011
City Marshal	1	1	1	1	1	0
Deputy City Marshal		0	1	1	1	0
Total	1	1	2	2	2	0

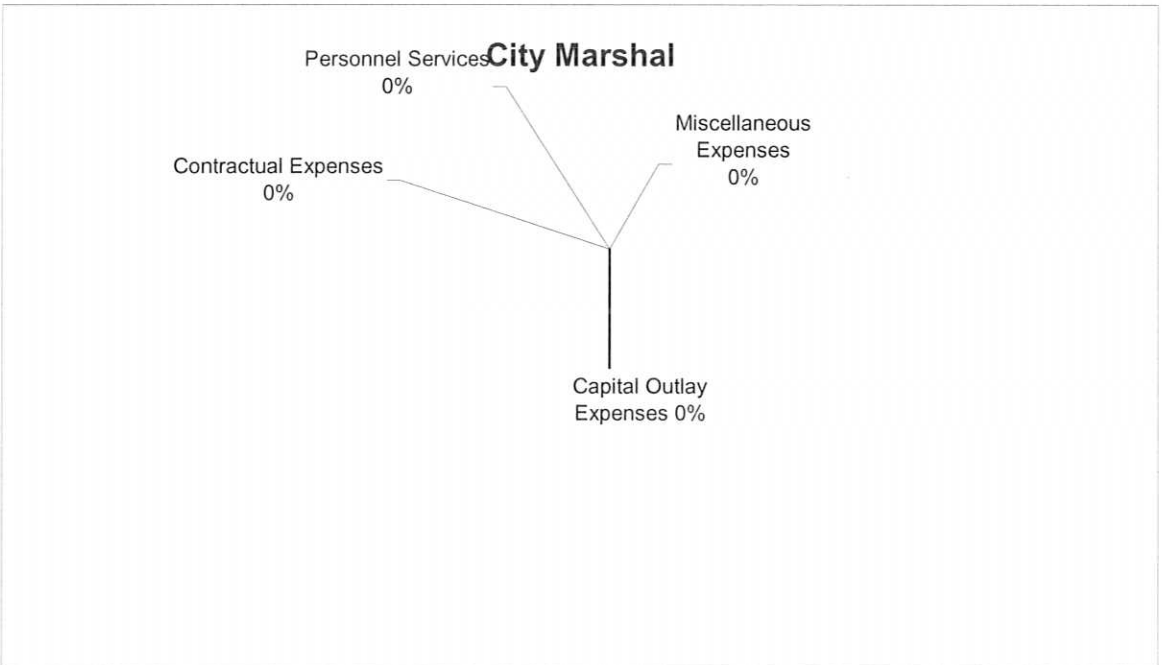

City Marshal	Actuals 2005-2006	Actuals 2006-2007	Actuals 2007-2008	Actuals 2008-2009	Approved 2009-2010	Approved 2010-2011
Personnel Services						
508501 Salaries	9,329.55	36,183.79	50,812.97	71,462.81	71,400.00	0.00
508503 Overtime	2,417.19	4,588.54	115.35	0.00	0.00	0.00
508515 Longevity	0.00	330.00	390.00	490.00	50.00	0.00
508516 T.E.C.	25.90	0.00	99.00	153.48	357.25	0.00
508517 T.M.R.S.	409.95	1,477.35	1,489.48	2,086.49	1,957.73	0.00
508518 Worker's Comp	0.00	-221.70	1,345.85	2,358.82	1,812.59	0.00
508526 Insurance (Med/Dental/Life/Vision)	1,615.51	5,027.98	5,408.70	7,112.49	6,695.92	0.00
508536 Payroll Tax (F.I.C.A./Medicare)	843.77	2,850.44	3,766.68	5,656.78	5,465.93	0.00
508543 Education, Travel, Certification	0.00	367.55	1,191.58	-359.50	1,500.00	0.00
508547 Drug Test	0.00	26.00	26.00	52.00	75.00	0.00
508550 Dues and Memberships	0.00	69.57	258.00	265.00	500.00	0.00
Total Personnel Services	**14,641.87**	**50,699.52**	**64,903.61**	**89,278.37**	**89,814.42**	**0.00**
Contractual Expenses						
508625 Maintenanace and Repair Vehicle	939.15	848.75	223.61	840.19	3,000.00	0.00
508677 IT Services	0.00	0.00	0.00	4,093.67	4,000.00	0.00
Total Contractual Expenses	**939.15**	**848.75**	**223.61**	**4,933.86**	**7,000.00**	**0.00**
Miscellaneous Expenses						
508760 Fuel	805.53	1,645.97	1,977.05	1,534.10	8,000.00	0.00
508762 Uniforms & Badges	0.00	577.10	949.66	0.00	500.00	0.00
508763 Motor Vehicle Supplies	0.00	168.00	93.09	355.98	250.00	0.00
508766 Office Supplies	59.92	116.57	313.63	443.78	600.00	0.00
508769 Minor Office Equipment	0.00	490.76	671.50	641.30	500.00	0.00
508774 Cell Phones	282.76	782.28	1,277.95	1,716.66	2,000.00	0.00
508827 Fleet Insurance	0.00	0.00	330.00	1,018.44	1,000.00	0.00
508828 Liability Insurance	0.00	0.00	292.90	952.25	600.00	0.00
508829 Bond / Officer	50.00	50.00	50.00	0.00	300.00	0.00
508833 Postage	0.00	32.00	518.99	0.00	1,500.00	0.00
Total Miscellaneous Expenses	**1,198.21**	**3,862.68**	**6,474.77**	**6,662.51**	**15,250.00**	**0.00**
Capital Expenses						
508950 Radios	0.00	0.00	0.00	170.00	4,200.00	0.00
508951 Motor Vehicles	0.00	1,573.19	6,292.76	6,292.76	6,292.76	0.00
508952 Capital Outlay-Marshal	0.00	23,892.75	-23,892.75	0.00	0.00	0.00
Total Capital Expenses	**0.00**	**25,465.94**	**-17,599.99**	**6,462.76**	**10,492.76**	**0.00**
Total City Marshall	**16,779.23**	**80,876.89**	**54,002.00**	**107,337.50**	**122,557.18**	**0.00**

Facility Expenditure Summary

	2005-2006	2006-2007	2007-2008	2008-2009	Approved 2009-2010	Approved 2010-2011
Personnel Services	$0.00	$0.00	$0.00	$0.00	$0.00	$0.00
Contractual Expenses	$70,868.29	$72,501.63	$102,662.55	$98,156.22	$96,800.00	$65,000.00
Miscellaneous Expenses	$1,898.73	$2,699.71	$6,412.33	$3,512.21	$12,550.00	$7,550.00
Capital Outlay Expenses	$0.00	$0.00	$0.00	$0.00	$0.00	$0.00
Total	$72,767.02	$75,201.34	$109,074.88	$101,668.43	$109,350.00	$72,550.00

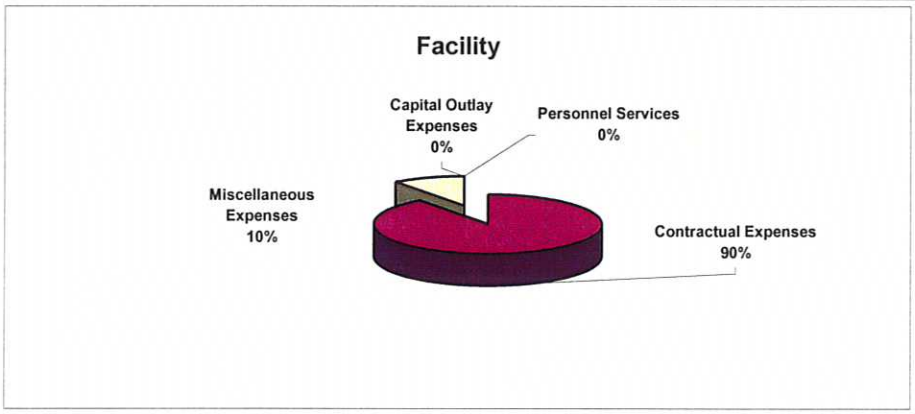

City Council Expenditure Summary

	2005-2006	2006-2007	2007-2008	2008-2009	Approved 2009-2010	Approved 2010-2011
Personnel Services	$0.00	$810.00	$2,208.93	$5,885.96	$8,321.92	$7,397.00
Contractual Expenses	$0.00	$305.57	$199.50	$35.00	$125.00	$0.00
Miscellaneous Expenses	$7,853.30	$6,939.16	$3,256.39	$2,194.66	$2,100.00	$2,400.00
Capital Outlay Expenses	$0.00	$8,039.46	$0.00	$0.00	$0.00	$0.00
Total	$7,853.30	$16,094.19	$5,664.82	$8,115.62	$10,546.92	$9,797.00

Staffing	2005-2006	2006-2007	2007-2008	2008-2009	Approved 2009-2010	Proposed 2010-2011
Mayor and Council	0	6	6	6	6	6
Total	0	6	6	6	6	6

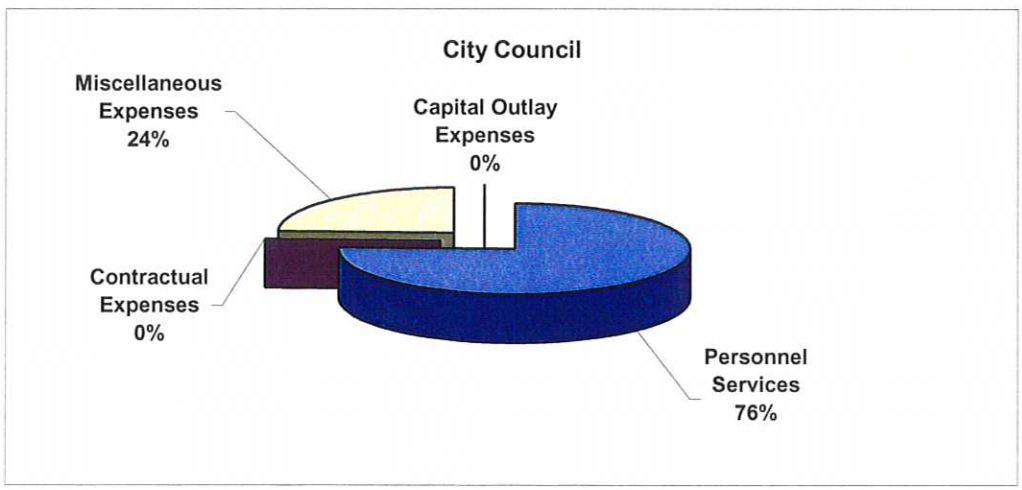

Facilities	Actuals 2005-2006	Actuals 2006-2007	Actuals 2007-2008	Actuals 2008-2009	Approved 2009-2010	Approved 2010-2011
Contractual Expenses						
509602 Water & Sewer	715.44	3,059.38	3,388.50	3,946.80	0.00	0.00
509603 Utilities / Electric	21,846.42	11,649.34	25,986.95	34,337.26	35,000.00	30,000.00
509605 Telephone & Internet	0.00	13,280.43	25,498.26	29,603.89	30,000.00	17,000.00
509632 Contractual Services / Parks	0.00	0.00	0.00	1,470.56	1,000.00	0.00
509633 Building Lease & Grounds Maintenance	38,003.22	27,582.41	14,317.65	2,741.76	22,800.00	0.00
509671 Janitoral Services / Cleaning	9,763.21	9,791.62	15,451.70	18,300.00	0.00	10,000.00
509672 Garbage	540.00	589.78	546.50	400.00	0.00	0.00
509673 Computer Software License & Upgrade	0.00	6,548.67	5,739.95	7,355.95	8,000.00	8,000.00
Total Contractual Expenses	**70,868.29**	**72,501.63**	**90,929.51**	**98,156.22**	**96,800.00**	**65,000.00**
Miscellaneous Expenses						
509700 Supplies (Misc.)	170.93	1,236.21	4,443.05	10,324.93	10,000.00	5,000.00
509705 Hurricane "IKE"	0.00	0.00	9,262.50	-9,262.50	0.00	0.00
509826 Building Insurance - TML	1,727.80	1,463.50	2,230.00	2,449.78	2,550.00	2,550.00
Total Miscellaneous Expenses	**1,898.73**	**2,699.71**	**15,935.55**	**3,512.21**	**12,550.00**	**7,550.00**
Total Facilities	**72,767.02**	**75,201.34**	**106,865.06**	**101,668.43**	**109,350.00**	**72,550.00**

City Council	Actuals 2005-2006	Actuals 2006-2007	Actuals 2007-2008	Actuals 2008-2009	Approved 2009-2010	Approved 2010-2011
Personnel Services						
510501 Council Meeting Stipend	0.00	640.00	1,840.00	3,220.00	1,500.00	0.00
510526 Insurance(Med,Dental,Vision)	0.00	0.00	0.00	2,665.96	6,321.92	6,897.00
510543 Education, Travel, & Certification	0.00	170.00	552.62	0.00	500.00	500.00
Total Personnel Services	**0.00**	**810.00**	**2,392.62**	**5,885.96**	**8,321.92**	**7,397.00**
Contractual Expenses						
510632 Consultant Services	0.00	201.00	50.00	0.00	0.00	0.00
510642 Dues & Memberships	0.00	104.57	83.00	35.00	125.00	0.00
Total Contractual Expenses	**0.00**	**305.57**	**133.00**	**35.00**	**125.00**	**0.00**
Miscellaneous Expenses						
510766 Office Supplies	0.00	679.03	575.72	362.88	500.00	300.00
510775 Ref. Books, Reports, Subscriptions	0.00	500.00	0.00	0.00	0.00	0.00
510801 Misc Expense Reimbursement	0.00	327.02	43.04	0.00	0.00	500.00
510879 Elected Officials - Errors & Omissions Ins.	7,853.30	5,433.11	1,948.83	1,831.78	1,600.00	1,600.00
Total Miscellaneous Expenses	**7,853.30**	**6,939.16**	**2,567.59**	**2,194.66**	**2,100.00**	**2,400.00**
Capital Expenses						
510920 Computers & Equipment	0.00	8,039.46	0.00	0.00	0.00	0.00
Total Capital Expenses	**0.00**	**8,039.46**	**0.00**	**0.00**	**0.00**	**0.00**
Total City Council	**7,853.30**	**16,094.19**	**5,093.21**	**8,115.62**	**10,546.92**	**9,797.00**

Parks Expenditure Summary

	2005-2006	2006-2007	2007-2008	2008-2009	Approved 2009-2010	Approved 2010-2011
Personnel Services	$0.00	$0.00	$0.00	$0.00	$0.00	$0.00
Contractual Expenses	$0.00	$0.00	$0.00	$0.00	$0.00	$53,000.00
Miscellaneous Expenses	$0.00	$0.00	$0.00	$0.00	$0.00	$25,550.00
Capital Outlay Expenses	$0.00	$0.00	$0.00	$0.00	$0.00	$0.00
Total	$0.00	$0.00	$0.00	$0.00	$0.00	$78,550.00

Staffing

	2005-2006	2006-2007	2007-2008	2008-2009	Approved 2009-2010	Approved 2010-2011
Laborers	0	0	0	0	0	0
Total	0	0	0	0	0	0

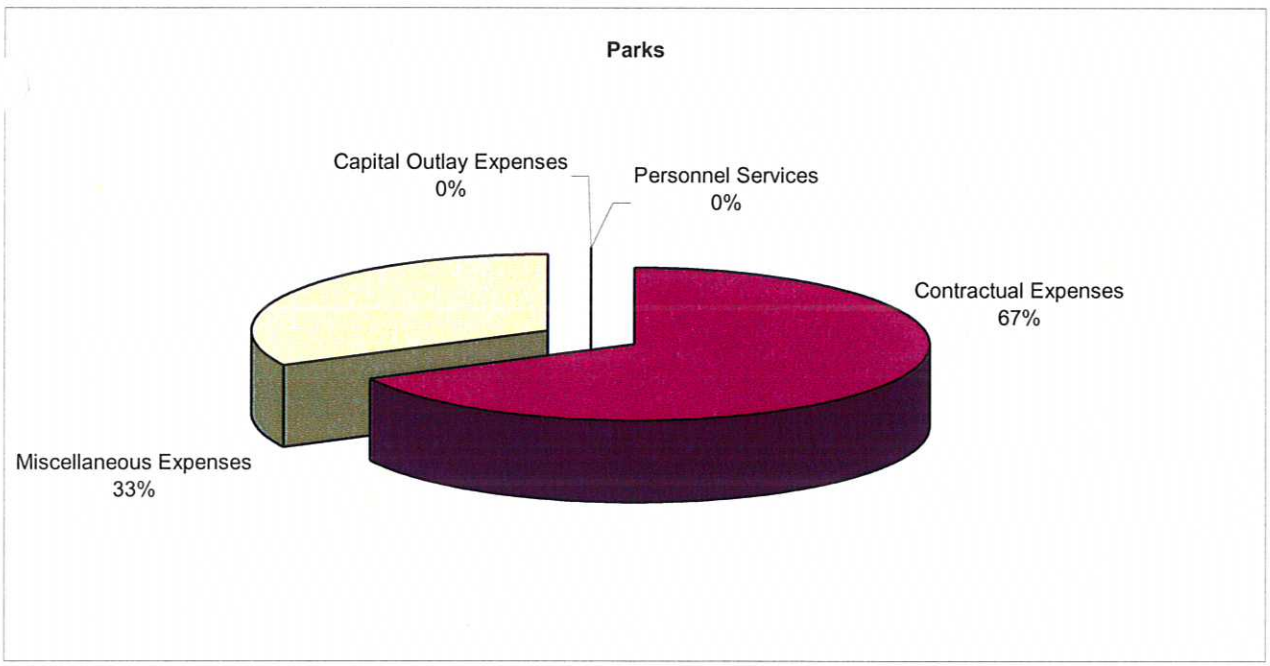

Parks		Actuals 2005-2006	Actuals 2006-2007	Actuals 2007-2008	Actuals 2008-2009	Approved 2009-2010	Approved 2010-2011
Contractual Expenses							
new	Utilities / Electric	0.00	0.00	0.00	0.00	0.00	30,000.00
new	Contractual Services / Parks	0.00	0.00	0.00	0.00	0.00	1,000.00
new	Grounds Maintenance/Mulch	0.00	0.00	0.00	0.00	0.00	10,000.00
new	Building Maintenance	0.00	0.00	0.00	0.00	0.00	0.00
new	Janitoral Services / Cleaning	0.00	0.00	0.00	0.00	0.00	12,000.00
	Total Contractual Expenses	**0.00**	**0.00**	**0.00**	**0.00**	**0.00**	**53,000.00**
Miscellaneous Expenses							
new	Supplies	0.00	0.00	0.00	0.00	0.00	10,000.00
new	Equipment	0.00	0.00	0.00	0.00	0.00	6,000.00
new	Minor Equipment	0.00	0.00	0.00	0.00	0.00	5,000.00
new	Gas/Oil	0.00	0.00	0.00	0.00	0.00	2,000.00
new	Property Insurance - TML	0.00	0.00	0.00	0.00	0.00	2,550.00
	Total Miscellaneous Expenses	**0.00**	**0.00**	**0.00**	**0.00**	**0.00**	**25,550.00**
Total Parks		**0.00**	**0.00**	**0.00**	**0.00**	**0.00**	**78,550.00**
Total Expenditures		**1,567,374.61**	**2,088,006.34**	**2,170,521.35**	**2,520,089.54**	**2,437,361.51**	**2,123,526.91**
TOTAL REVENUE OVER(UNDER) EXPENDITURES		**132,033.37**	**(219,622.18)**	**(34,907.28)**	**(357,354.82)**	**172,461.62**	**144,750.26**

Line Item Defined Uses-General Fund

Administration

Personnel Services

50?501	Salaries - annual salaries
501502	Car Allowance-only for City Administrator
50?503	Overtime
new	Cell Phone Allowance- allowance given for use of personal cell phones for business purposes
501506	Salary Transfer for 4B employees- payroll expenses for 4B employees
501507	Salary Transfer for 4A employees-payroll expenses for 4A employees
50?515	Longevity- paid at $5.00 per month of service
50?516	TEC- Unemployment taxes
50?517	TMRS- Retirement
50?518	Workers Compensation
50?526	Insurance(Medical, Dental, Vision)
50?536	Payroll Tax
50?543	Education, Travel & Cert. - training, travel and certifications
50?547	Drug testing for pre-employment and post accident
50?550	Dues and memberships to various organizations, and associated items

*? Indicates should be the same number for each department in general fund

Contractual Expenses

501625	Maintenance & Repair Vehicle- not used
501629	Inspection Services-inspections and reviews of construction
501632	Consultant and Contract Services-items that have a contract and are not listed in another category (Municode, website hosting, fogging, bonding)
501640	Legal-attorney fees
501641	Accounting-audit fees
501642	Appraisal District Fees-shared cost of the appraisal district, payments are quarterly.
501643	Engineering
501644	Delinquent Tax Authority Fee-not used
501645	Cost of Election- not used here, in City Secretary Dept.
501670	Rental of Office Equipment-rental expense of copier; and the b/w and color copies
501673	Computer Software-software maintenance and support
501674	Posting/Advertising-posting of ordinances, public notices, advertising job openings
501677	Computer Assistance-Technical services provided by Avatar for all departments

Miscellaneous Expenses

501750	Park Restroom Supplies-toilet tissue, cleaning supplies for park(s)
501760	Fuel-not used
501766	Office Supplies-copy paper, pens, sticky notes, pads, toner, etc.
501768	Planning Commission Expenses- expenses incurred on behalf of the Planning Commission
501774	Cell Phones.- cost of cell phones and usage
501775	Ref. Books, Reports, Subscriptions-periodicals, manuals, updates to Local Govt Code
501778	Flower Fund- to send flowers for bereavement or sickness of employees, Council, board members; and their family members
501800	Bank fees-account analysis, return check fees, stop pay fees, ach fees charged by bank reorder of checks, deposit slips
501801	Mayor /Council Christmas Reception- Christmas expenses, expenses that are not office supplies
501833	Postage
501888	Ad Val Trans to 2006 Cert. of Obligation Interest and Sinking-transfer from the general fund to the debt service fund
501889	Ad Val Trans to 2004 Cert. of Obligation Interest and Sinking-transfer from the general fund to the debt service fund

Capital Expenses

501919	City Hall Furnishing-Lease Pmt-payments for furniture, Cisco equipment, phones
501920	Computer Equipment-for purchase of new computer equipment
501924	New City Park-not used

Police Department	
Contractual Expenses	
502604	Police Dept Cell Phones-cost of cell phones and usage
502605	utilities/telephone-not used
502625	Maintenance & Repair Vehicles-maintenance and repair of fleet; oil change, inspection, repairs
502630	Outside Services(similar to Contract Services)-expenses contracted but not under any other line item
502631	Red Light Camera Expense-currently not used but will be used to pay ATS their part of the contract
502633	Maintenance & Repair of Equipment or Building-fire extinguisher service, ac repair, keys, etc
502634	Maintenance & Repair of Office Equipment-to maintain or repair office equipment
502637	Radios-annual contract with Montgomery County and new
502640	Legal- attorney fees initiated
502654	Capital Lease-Principal-not used
502670	Copy Machine/Lease of Office Equip-lease payments for copier and copies made
502673	Computer Software-annual renewal of TCLEDDS, pmts for monthly service Ejustice
502677	IT Services-(Computer Assistance)-not used
Miscellaneous Expenses	
502744	Minor Equipment-ammunition for training, etc.
502760	Fuel-fuel for fleet(10)
502762	Uniforms and Badges-cost of uniforms and badges, new or replacement
502763	Moter Vehicle Supplies-expenses for the fleet; bulbs,etc
502765	Expense- expense associated with the Tobacco Grant (should be same amount as income)
502766	Office supplies-copy paper, pens, sticky notes, coffee, cream, toner, staples, etc.
502767	Safety Equipment-exam gloves, window wedge, collection tubes, tasers
502768	Click it or Ticket it Campaign-expenses associated with the Grant (should be same amount as income)
502827	Fleet Insurance-vehicle insurance
502828	Law Enforcement Liability-police officer insurance
502833	Postage
Capital Expenses	
502920	Computer Equipment- payments for office computers, air cards
502921	Radios-not used
502951	Motor Vehicles-payments for fleet still under contract
502954	Capital Lease-Principal-not used
502955	Capital Lease-Interest-not used
Public Works	
Contractual Expenses	
503602	Utilities/Water/Montgomery County-water services paid on behalf of Montgomery Contract per Interlocal Agreement
503604	Electrical/Street Lights-expense for all street lights in the city
503625	Maintenance & Repair Vehicle-oil changes, inspection, repairs
503632	Contract/Consulting Services-contract mowing and additional services provided
503643	Engineering-not used
503653	Ditch Renovations-expenses for repairing ditches
503654	Road Repaving & Repair-small repairs and supplies (will now come out of HB445 fund)
503655	Street Signs & Flags-expenses to replace street signs and flags
503663	Rental of Equipment- to rent work equipment
503700	General Supplies-misc supplies, marking paint, business cards, gloves, etc
503744	Minor Tools and Equipment- flashlight, small tools, etc
503749	Street Supplies- not used (HB445 fund)
503760	Fuel
503761	Tires and Tubes-not used
503762	Uniforms and Badges- supply uniforms and cleaning
503826	Building Insurance - Sewer Plant- not used
503827	Fleet Insurance - TML- not used
Capital Expenses	
503940	Mowers and Edgers- for lawn mowers, weed eater, etc

Municipal Court

Contractual Expenses

504605 Utilities/Telephone/Internet- was judge's pager
504620 Building Lease-not used
504633 Maint.& Repair/Building/Equipment-not used
504640 Legal-paid to prosecutor
504673 Incode Software & Support- court related software
504677 Computer Assistance/IT Services- not used

Miscellaneous Expenses

504766 Office Supplies-pens,note pads, staples, clips,etc
504775 Ref. Books, Reports, Subscriptions- updated law manuals
504801 Misc. Expense Reimbursement-not used
504810 Court Jurors-paid to jurors for the service
504812 O.M.N.I.- quarterly cost to send information to DPS
504814 C.O.L.A.G.Y.- cost to pay collection agency
504815 State Comptroller Fees- states part of all tickets and fines
504833 Postage

Finance

Contractual Expenses

505632 Contract/Outside Services- not used
505644 Appraisal District Fee- quarterly fee paid to Mont County Central Appraisal District

Miscellaneous Expenses

505766 Office Supplies-pens,note pads, staples, clips,etc
505800 Bank Fees- not used
505883 Postage-not used

City Secretary

Contractual Expenses

506674 Posting and Advertising- for posting legal notices, ordinances, election information

Miscellaneous Expenses

506766 Office Supplies
506769 Office Equipment
506773 Cost of Election- paid to the County for elections
506774 Cell Phone- cost and usage
506775 Magazines, Maps & Books- for updates of TX Local Gov't Code, etc
506777 Election Material- election information
506833 Postage
506836 Printing

Facilities

Contractual Expenses

509602 Water & Sewer- not used
509603 Utilities / Electric- to pay electricity for city hall, some stations
509605 Telephone & Internet- to pay all stationary phone usage for facilities
509632 Contractual Services / Parks-not used
509633 Building Lease & Grounds Maintenance-not used
509671 Janitoral Services / Cleaning-cleaning the building
509672 Garbage-not used
509673 Computer Software License & Upgrade-renewal of licenses and software

Miscellaneous Expenses

509700 Supplies (Misc.)- rug service, kitchen supplies, etc.
509705 Hurricane "IKE"- n0t used
509826 Building Insurance - TML

City Council		
	Contractual Expenses	
	510632	Consultant Services-not used
	510642	Dues & Memberships
	Miscellaneous Expenses	
	510766	Office Supplies- business cards, name plates, etc
	510775	Ref. Books, Reports, Subscriptions
	510801	Misc Expense Reimbursement
	510879	Elected Officials - Errors & Omissions Ins.
	Capital Expenses	
	510920	Computers & Equipment
Parks		
	Contractual Expenses	
	new	Utilities / Electric cost of electricity for parks, stroll
	new	Contractual Services / Parks-small jobs done at parks, stroll that City can not do
	new	Grounds Maintenance-for maintaining the park grounds
	new	Building Maintenance- to maintain park structures
	new	Janitoral Services / Cleaning
	Miscellaneous Expenses	
	new	Supplies- park supplies, soap, paper towel, tissue
	new	Property Insurance - TML
	new	Equipment
	new	Minor Equipment
	new	Fuel/Oil

Water Fund Revenue Summary

	2005-2006	2006-2007	2007-2008	2008-2009	Approved 2009-2010	Approved 2010-2011
Revenue and Fees	$934,302.66	$888,848.09	$834,393.87	$901,723.03	$823,880.70	$686,700.00

Water Fund Expenditure Summary

	2005-2006	2006-2007	2007-2008	2008-2009	Approved 2009-2010	Approved 2010-2011
Personnel Services	$37,230.26	$306.04	$42,997.38	$39,874.46	$65,480.09	$85,665.70
Contractual Expenses	$394,531.65	$370,591.56	$336,400.22	$306,009.85	$316,400.00	$136,200.00
Miscellaneous Expenses	$27,585.53	$110,334.15	$474,149.85	$371,378.73	$420,200.00	$431,860.00
Capital Outlay Expenses	$72,182.76	$0.00	$5,249.34	$3,184.56	$3,250.00	$4,250.00
Total	$531,530.20	$481,231.75	$858,796.79	$720,447.60	$805,330.09	$657,975.70

Staffing

	2005-2006	2006-2007	2007-2008	2008-2009	Approved 2009-2010	Approved 2010-2011
ublic Works Tech	0	0	0.5	0.5	0.5	0.5
Water Plant Operator	0	0	0	0	0	0.5
Permit Technician	0	0	0.125	0.125	0.67	0.67
City Secretary	0	0	0.125	0.125	0	0
Total	1	2	0.75	0.75	1.17	1.67

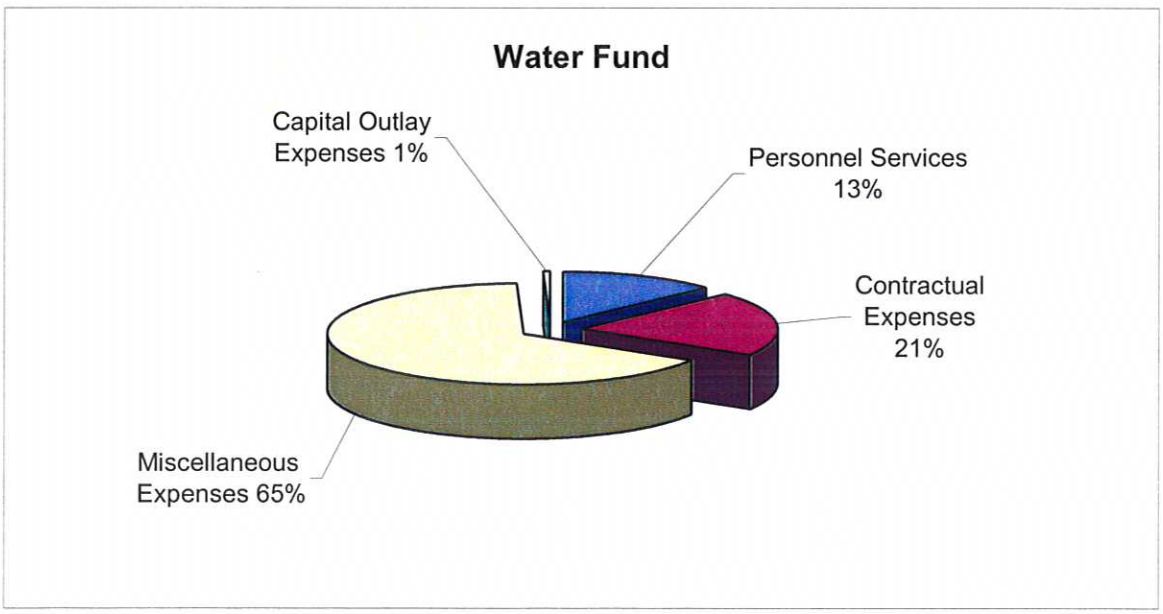

WATER - 02

Approved Budget

Revenues	Actuals 2005-2006	Actuals 2006-2007	Actuals 2007-2008	Actuals 2008-2009	Approved 2009-2010	Approved 2010-2011
Revenue						
40001 Water Fund Revenue	781,726.11	775,448.20	762,512.86	874,429.32	697,880.70	650,000.00
40003 Road Bore Fee	900.00	0.00	0.00	0.00	0.00	0.00
40004 Tap Fees	13,898.48	16,615.00	11,399.71	12,475.00	15,000.00	10,000.00
40005 Reconnect Fees	5,861.10	0.00	0.00	0.00	0.00	0.00
40006 Other Fees	887.14	0.00	0.00	0.00	0.00	0.00
40007 Impact Fees	17,854.82	0.00	0.00	0.00	0.00	0.00
40009 Application Fee	285.00	-87.00	0.00	0.00	0.00	0.00
40012 Misc. Revenue	0.00	181.18	0.00	0.00	0.00	0.00
40015 Cash Collections / Misc.	95.93	0.00	0.00	0.00	0.00	0.00
40016 Late Fees	14,027.08	25,446.71	9,872.88	3,591.76	12,000.00	10,000.00
40017 Impact Fees Glen Oaks	69,300.00	0.00	0.00	0.00	0.00	0.00
40018 Disconnect Fees	6,378.35	10,675.36	2,699.93	4,981.00	6,000.00	4,200.00
40019 Collections (Lockbox)	0.00	0.00	0.00	0.00	0.00	0.00
40020 Interest Income	21,682.82	60,568.64	47,908.49	6,245.95	8,000.00	500.00
40021 Ser-Debt Fund Interest	1,405.83	0.00	0.00	0.00	0.00	0.00
40024 Lone Star Groundwater Conservation	0.00	0.00	0.00	0.00	85,000.00	12,000.00
new San Jacinto River Authority	0.00	0.00	0.00	0.00	0.00	0.00
Total Revenue	**934,302.66**	**888,848.09**	**834,393.87**	**901,723.03**	**823,880.70**	**686,700.00**
Total Revenue	**934,302.66**	**888,848.09**	**834,393.87**	**901,723.03**	**823,880.70**	**686,700.00**
Department Expenditures						
Personnel Services						
500501 Salaries(Oper.1,Oper.2,Clerk)	28,218.76	8.51	31,553.73	28,961.51	48,006.75	60,714.40
500503 Overtime	3,231.08	146.91	2,074.08	1,148.65	1,500.00	1,500.00
500515 Longevity	222.50	0.00	119.07	124.38	107.50	294.62
500516 T.E.C.	0.00	0.00	68.29	22.51	248.07	312.55
500517 T.M.R.S.	1,108.89	86.42	1,000.54	892.53	1,359.43	1,712.75
500518 Worker's Comp	-2,753.15	19.05	1,567.47	1,609.46	3,111.15	3,934.69
500526 Insurance (Med/Dental/Life/Vision)	4,711.34	0.00	4,103.26	4,483.40	7,276.45	11,483.51
500536 Payroll Tax (F.I.C.A./Medicare)	2,290.84	45.15	2,491.44	2,354.15	3,680.74	4,667.19
500543 Education, Travel, Certification	200.00	0.00	0.00	175.00	175.00	1,000.00
500547 Drug Test	0.00	0.00	19.50	13.00	15.00	46.00
Total Personnel Services	**37,230.26**	**306.04**	**42,997.38**	**39,784.59**	**65,480.09**	**85,665.70**
Contractual Expenses						
500602 Utilities / Water	242.44	1,016.20	1,343.22	1,104.00	1,200.00	0.00
500603 Utilities / Electric	56,698.09	78,094.95	64,834.54	79,520.46	75,000.00	75,000.00
500605 Utilities / Telephone	2,468.33	2,245.03	2,105.79	2,285.93	2,200.00	2,200.00
500625 Maintenance & Repair / Vehicles	0.00	0.00	0.00	0.00	0.00	3,000.00
500626 Maintenance & Repair / Vehicles	16.89	0.00	0.00	0.00	0.00	0.00
500627 Maintenance/ Building & Plant	1,017.93	0.00	0.00	0.00	0.00	12,000.00
500631 Contract Service - TNG	266,636.37	217,789.95	198,108.45	185,357.36	180,000.00	0.00
500632 Contract/Consultant Services	31,280.00	18,862.87	61,538.40	40,596.14	50,000.00	0.00
500633 Maintenance & Repair Building/Equip.	-1,017.93	13,822.16	168.30	0.00	0.00	5,000.00
500640 Legal	17,331.37	29,594.14	-70.50	0.00	0.00	0.00
500641 Auditing & Accounting/Service	4,500.00	3,207.67	3,375.00	2,500.00	2,500.00	0.00
500643 Engineering	2,955.00	765.00	0.00	0.00	0.00	6,000.00
500646 Meals, Travel, & Lodging	264.36	0.00	0.00	0.00	0.00	0.00
500652 Permits, Fees, Sample Test	6,848.76	972.84	4,971.52	3,027.85	5,500.00	4,500.00
500663 Rental of Equipment	0.00	0.00	0.00	0.00	0.00	10,000.00
500673 Computer Update	2,443.32	4,204.50	0.00	0.00	0.00	13,000.00
500674 Posting & Advertising	828.20	16.25	25.50	0.00	0.00	500.00
500677 Equipment	2,018.52	0.00	0.00	0.00	0.00	5,000.00
Total Contractual Expenses	**394,531.65**	**370,591.56**	**336,400.22**	**314,391.74**	**316,400.00**	**136,200.00**

Miscellaneous Expenses						
500700 Supplies (Misc.)	7,756.67	2,110.60	892.75	80.76	100.00	0.00
500760 Fuel	59.16	0.00	0.00	0.00	3,500.00	6,000.00
500762 Uniforms & Badges	195.90	0.00	1,076.35	852.30	1,000.00	360.00
500766 Office Supplies	1,889.22	322.62	465.18	44.87	100.00	0.00
500780 Chemicals/ Water Treatment	3,088.85	4,056.20	2,954.88	3,995.69	3,500.00	5,000.00
500800 Bank Fees	6,586.39	4,726.58	13,716.88	4,815.58	4,500.00	0.00
500801 Road Boring	0.00	0.00	0.00	0.00	0.00	0.00
500804 San Jacinto River Authority	0.00	0.00	0.00	0.00	65,000.00	55,000.00
500805 Lone Star Water Conservation	0.00	9,587.92	21,654.76	14,928.69	20,000.00	15,000.00
500826 Water Plant Insurance - TML	1,310.17	1,411.25	3,996.94	8,215.90	8,000.00	8,000.00
500827 Fleet Insurance	3,745.52	0.00	2,514.37	2,773.45	2,500.00	2,500.00
500833 Postage	1,965.68	975.23	127.74	4.00	0.00	3,000.00
500855 Bad Debts	0.00	0.00	33,750.00	0.00	0.00	0.00
500858 Depreciation	0.00	73,429.60	0.00	203,760.88	0.00	0.00
500859 Transfer to General	0.00	0.00	0.00	25,000.00	0.00	25,000.00
500861 Transfer to 2006 R/Bond	0.00	0.00	393,000.00	286,000.00	312,000.00	312,000.00
500888 Interest-Bonds	987.97	13,714.15	0.00	0.00	0.00	0.00
Total Miscellaneous Expenses	**27,585.53**	**110,334.15**	**474,149.85**	**550,472.12**	**420,200.00**	**431,860.00**
Capital Expenses						
500920 Computer Equipment	850.22	0.00	0.00	0.00	0.00	1,000.00
500940 Water System Pumps & Motors	1,450.00	0.00	0.00	0.00	0.00	0.00
500950 Vehicle Payments	0.00	0.00	5,249.34	3,184.56	3,250.00	3,250.00
500990 Depreciation	69,882.54	0.00	0.00	0.00	0.00	0.00
Total Capital Expenses	**72,182.76**	**0.00**	**5,249.34**	**3,184.56**	**3,250.00**	**4,250.00**
Total Expenditures	**531,530.20**	**481,231.75**	**858,796.79**	**907,833.01**	**805,330.09**	**657,975.70**
Total Revenue Over(Under) Expenditures	**402,772.46**	**407,616.34**	**-24,402.92**	**-6,109.98**	**18,550.61**	**28,724.30**

Line Item Defined Uses-Water Fund

Water-02	
Contractual	**Expenses**
500602	Utilities / Water-not used
500603	Utilities / Electric- electricity for water plants
500605	Utilities / Telephone- telephone service at plants
500625	Maintenance & Repair / Vehicles- oil chg, insjpection, repairs
500626	Maintenance & Repair / Vehicles- not used
500627	Maintenance/ Building & Plant-repairs to buildings and plant
500631	Contract Service - TNG-discontinued
500632	Contract/Consultant Services- discontinued
500633	Maintenance & Repair Building/Equip.-to repair equipment
500640	Legal-not used
500641	Auditing & Accounting/Service-not used
500643	Engineering- for engineering services related to water construction
500646	Meals, Travel, & Lodging -not used
500652	Permits, Fees, Sample Test- permits and water sample testing
500663	Rental of Equipment- rental of equipment
500673	Computer Update- to update and maintain current software
500674	Posting & Advertising- Consumer Quality Report Notice
500677	Equipment- new equipment
Miscellaneous	**Expenses**
500700	Supplies (Misc.)- not used
500760	Fuel- fuel for equipment
500762	Uniforms & Badges- cost and cleaning
500766	Office Supplies- not used
500780	Chemicals/ Water Treatment- cost of chemicals for water treatment
500800	Bank Fees
500801	Road Boring
500804	San Jacinto River Authority- cost to participate in WRAP
500805	Lone Star Water Conservation- for historical and operating permit renewals
500826	Water Plant Insurance - TML
500827	Fleet Insurance
500833	Postage
500855	Bad Debts
500858	Depreciation- depreciation of property
500859	Transfer to General- transferred only as needed
500861	Transfer to 2006 R/Bond- for bond debt service payments
500888.04	Interest-Bonds -not used
Capital	**Expenses**
500920	Computer Equipment-new computer/software
500940	Water System Pumps & Motors-not used
500950	Vehicle Payments- payments for truck
500990	Depreciation
	Total Capital Expenses

Sewer Fund Revenue Summary

	2005-2006	2006-2007	2007-2008	2008-2009	Approved 2009-2010	Approved 2010-2011
Revenue and Fees	$511,132.14	$430,392.30	$413,500.00	$495,960.98	$441,629.50	$441,629.50

Sewer Fund Expenditure Summary

	2005-2006	2006-2007	2007-2008	2008-2009	Approved 2009-2010	Approved 2010-2011
Personnel Services	$38,839.44	$405.91	$42,980.20	$39,609.95	$41,083.84	$68,905.86
Contractual Expenses	$338,817.81	$419,337.36	$338,625.14	$339,115.28	$316,600.00	$217,500.00
Miscellaneous Expenses	$32,662.69	$63,060.22	$53,780.28	$54,346.76	$44,900.00	$60,200.00
Capital Outlay Expenses	$227.22	$0.00	$1,119.78	$3,184.56	$3,250.00	$4,250.00
Total	$410,547.16	$482,803.49	$436,505.40	$436,256.55	$405,833.84	$350,855.86

Staffing

	2005-2006	2006-2007	2007-2008	2008-2009	Approved 2009-2010	Approved 2010-2011
Public Works Tech	0	0	0.5	0.5	0.5	0.5
Plant Operator	0	0	0	0	0	0.5
Permit Technician	0	0	0.125	0.125	0.33	0.33
City Secretary	0	0	0.125	0.125	0	0
Total	1	2	0.75	0.75	0.83	1.33

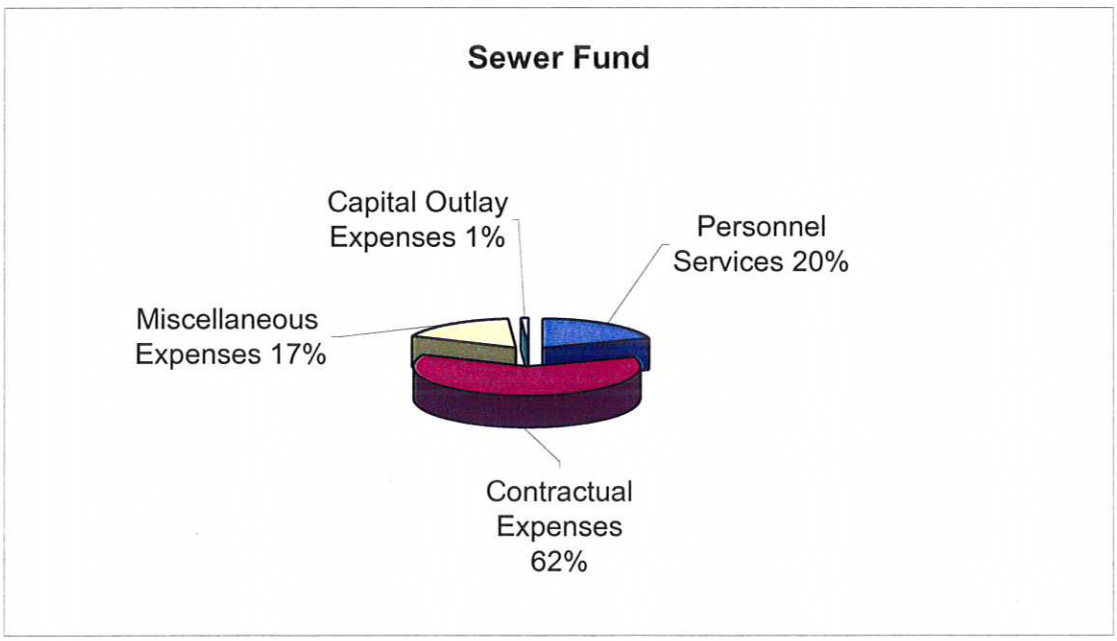

Sewer - 03

Approved Budget

Revenues	Actuals 2005-2006	Actuals 2006-2007	Actuals 2007-2008	Actuals 2008-2009	Approved 2009-2010	Approved 2010-2011
Revenue						
40001 Sewer Fund Revenue	330,032.80	307,014.20	300,000.00	395,549.18	336,129.50	336,129.50
40004 Tap Fees	11,968.00	8,600.00	20,000.00	12,293.00	13,000.00	13,000.00
40007 Impact Fees	18,477.62	0.00	0.00	0.00	0.00	0.00
40011 Garbage Revenue	88,865.38	91,038.48	85,000.00	87,078.08	85,000.00	85,000.00
40018 Garbage Revenue-Commercial	0.00	0.00	0.00	0.00	6,500.00	6,500.00
40013 Impact Fees- Glen Oaks	55,055.00	0.00	0.00	0.00	0.00	0.00
40015 Penalty & Interest Income	0.00	12,729.01	0.00	0.00	0.00	0.00
40016 Late Fees	-1.53	0.00	0.00	0.00	0.00	0.00
40017 Transfer Fees	0.00	1,828.88	0.00	0.00	0.00	0.00
40020 Interest Income	6,734.87	9,181.73	8,500.00	1,040.72	1,000.00	1,000.00
Total Revenue	**511,132.14**	**430,392.30**	**413,500.00**	**495,960.98**	**441,629.50**	**441,629.50**
Total Revenue	**511,132.14**	**430,392.30**	**413,500.00**	**495,960.98**	**441,629.50**	**441,629.50**

Department Expenditures

Personnel Services						
500501 Salaries(Oper. 1,Oper.2,Clerk)	27,222.87	8.52	31,553.97	28,961.74	28,648.21	47,937.76
500503 Overtime	3,276.06	146.92	2,074.18	1,148.75	1,500.00	1,500.00
500515 Longevity	222.50	0.00	119.07	124.38	107.50	220.38
500516 T.E.C.	0.00	0.00	68.29	22.49	151.28	1,042.82
500517 T.M.R.S.	1,073.68	86.42	1,000.45	892.56	829.01	1,360.63
500518 Worker's Comp	4.70	19.05	1,567.47	1,609.46	1,856.59	3,106.68
500526 Insurance (Med/Dental/Life/Vision)	4,706.85	0.00	4,086.15	4,483.36	5,576.45	9,207.49
500536 Payroll Tax (F.I.C.A./Medicare)	2,208.78	0.00	2,491.12	2,354.21	2,199.81	3,684.10
500543 Education, Travel, Certification	100.00	145.00	0.00	0.00	200.00	800.00
500547 Drug Test	24.00	0.00	19.50	13.00	15.00	46.00
Total Personnel Services	**38,839.44**	**405.91**	**42,980.20**	**39,609.95**	**41,083.84**	**68,905.86**
Contractual Expenses						
500602 Utilities / Water	10,641.49	3,385.02	1,135.50	1,104.00	1,100.00	0.00
500603 Utilities / Electric	87,758.66	78,163.34	70,546.08	93,551.20	90,000.00	60,000.00
500605 Utilities / Telephone	1,992.40	1,955.80	2,180.82	2,655.57	2,500.00	3,000.00
500625 Maintenance & Repair / Vehicles	0.00	0.00	0.00	0.00	0.00	0.00
500626 Maintenance & Repair / Vehicles	165.00	0.00	0.00	0.00	0.00	3,000.00
500627 Maintenance/ Building & Plant	0.00	0.00	750.00	0.00	0.00	3,000.00
500631 Contract Service - TNG	153,089.82	227,017.13	131,943.81	120,855.81	120,000.00	0.00
500632 Contract/Consultant Services	2,303.54	17,883.40	28,228.96	28,360.15	20,000.00	20,000.00
500633 Maintenance & Repair Building/Equip.	529.88	6.38	0.00	0.00	2,500.00	2,500.00
500640 Legal	925.36	7,094.13	0.00	0.00	0.00	0.00
500641 Auditing & Accounting/Service	4,500.00	3,207.66	3,375.00	2,500.00	2,500.00	0.00
500643 Engineering	0.00	0.00	0.00	0.00	0.00	50,000.00
500650 Fees & dues	50.00	0.00	0.00	0.00	0.00	0.00
500652 Permits and Testing	1,380.88	5,097.00	4,080.00	6,816.00	3,000.00	3,000.00
500672 Garbage Service	70,993.00	71,323.00	96,384.97	83,272.55	75,000.00	70,000.00
500673 Computer Software	2,443.32	4,204.50	0.00	0.00	0.00	0.00
500674 Publishing	40.11	0.00	0.00	0.00	0.00	0.00
500677 Computer Assistance/Equipment	2,004.35	0.00	0.00	0.00	0.00	3,000.00
Total Contractual Expenses	**338,817.81**	**419,337.36**	**338,625.14**	**339,115.28**	**316,600.00**	**217,500.00**

Miscellaneous Expenses						
500700 Supplies (Misc.)	760.67	435.42	732.21	250.00	0.00	0.00
500760 Fuel	0.00	0.00	4,587.90	6,312.78	3,500.00	3,500.00
500761 Tires and Tubes	0.00	0.00	0.00	0.00	0.00	2,000.00
500766 Office Supplies	1,918.24	143.58	433.20	0.00	0.00	0.00
500780 Chemicals/ Water Treatment	4,102.68	3,535.23	8,782.72	6,195.96	6,000.00	6,000.00
500800 Bank Fees	7,774.30	3,308.48	13,626.88	4,674.91	4,500.00	0.00
500825 Liability Insurance - TML	3,783.91	471.00	1,479.36	2,058.00	2,200.00	2,000.00
500826 Sewer Plant Insurance - TML	1,494.60	1,384.75	2,742.72	2,485.57	2,500.00	2,500.00
500830 Personal Property Ins. - TML	531.00	471.00	532.12	1,384.25	1,200.00	1,200.00
500833 Postage	1,824.33	693.37	38.97	0.00	0.00	3,000.00
500855 Bad Debts	0.00	0.00	1,094.88	0.00	0.00	0.00
500857 Sludge Hauling	10,472.96	33,865.96	19,729.32	30,985.29	25,000.00	40,000.00
500861 Damage Claims	0.00	18,751.43	0.00	0.00	0.00	0.00
500859 Transfer to General	0.00	0.00	0.00	0.00	0.00	0.00
500862 Transfer 2006 R/Bond	0.00	0.00	0.00	0.00	0.00	0.00
Total Miscellaneous Expenses	**32,662.69**	**63,060.22**	**53,780.28**	**54,346.76**	**44,900.00**	**60,200.00**
Capital Expenses						
500920 Computer Equipment	227.22	0.00	0.00	0.00	0.00	0.00
500950 Vehicle Payments	0.00	0.00	1,119.78	3,184.56	3,250.00	3,250.00
500960 Other Equipment & Tools	0.00	0.00	0.00	0.00	0.00	1,000.00
Total Capital Expenses	**227.22**	**0.00**	**1,119.78**	**3,184.56**	**3,250.00**	**4,250.00**
Total Expenditures	**410,547.16**	**482,803.49**	**436,505.40**	**436,256.55**	**405,833.84**	**350,855.86**
Total Revenue Over(Under) Expenditures	**100,584.98**	**-52,411.19**	**-23,005.40**	**59,704.43**	**35,795.65**	**90,773.64**

Line Item Defined Uses-Sewer Fund

Sewer-03

Contractual Expenses	
500602	Utilities / Water-not used
500603	Utilities / Electric-electricity for sewer plants, lift stations
500605	Utilities / Telephone- telephone at plant(s)
500625	Maintenance & Repair / Vehicles- oil chg, insjpection, repairs
500626	Maintenance & Repair / Vehicles- not used
500627	Maintenance/ Building & Plant-repairs to buildings and plant
500631	Contract Service - TNG-discontinued
500632	Contract/Consultant Services- contracted work
500633	Maintenance & Repair Building/Equip.-to repair equipment
500640	Legal-not used
500641	Auditing & Accounting/Service-not used
500643	Engineering- for engineering services related to sewer construction
500650	Fees & dues-not used
500652	Permits and Testing- permit renewal
500672	Garbage Service- dumpster at plant
500673	Computer Software
500674	Publishing
500677	Computer Assistance/Equipment-new equipment
Miscellaneous Expenses	
500700	Supplies (Misc.)-not used
500760	Fuel-fuel for equipment
500761	Tires and Tubes- replacement of tires for equipment
500766	Office Supplies-not used
500780	Chemicals/ Water Treatment- cost for chemicals to treat wastewater
500800	Bank Fees
500825	Liability Insurance - TML
500826	Sewer Plant Insurance - TML
500830	Personal Property Ins. - TML
500833	Postage
500855	Bad Debts
500857	Sludge Hauling- cost to haul sludge
500861	Damage Claims
500859	Transfer to General-only as needed
500862	Transfer 2006 R/Bond-only if needed
Capital Expenses	
500920	Computer Equipment-not used
500950	Vehicle Payments- payments for truck
500960	Other Equipment & Tools-for small tools

Economic Development Corporation Revenue Summary

	2005-2006	2006-2007	2007-2008	2008-2009	Approved 2009-2010	Approved 2010-2011
Sales Tax Revenue	$400,977.39	$425,519.64	$425,623.94	$478,768.94	$459,932.71	$437,432.71
Interest Earned	$13,318.39	$16,046.26	$17,881.79	$19,905.17	$10,000.00	$10,000.00
Total	$414,295.78	$441,565.90	$443,505.73	$498,674.11	$469,932.71	$447,432.71

Economic Development Corporation Expenditure Summary

	2005-2006	2006-2007	2007-2008	2008-2009	Approved 2009-2010	Approved 2010-2011
Personnel Services	$18,485.81	$29,505.56	$10,469.28	$20,383.42	$35,354.89	$50,000.00
Contractual Expenses	$17,779.93	$32,774.67	$140,947.82	$65,845.27	$63,000.00	$23,000.00
Miscellaneous Expenses	$9,402.45	$2,965.33	$2,633.27	$88,203.59	$157,830.00	$61,830.00
Capital Outlay Expenses	$221,191.68	$228,841.23	$124,809.38	$93,276.75	$295,525.00	$299,725.00
Total	$266,859.87	$294,086.79	$278,859.75	$267,709.03	$551,709.89	$434,555.00

Staffing

	2005-2006	2006-2007	2007-2008	2008-2009	Approved 2009-2010	Approved 2010-2011
Executive Director	1	1	1	1	1	1
Corp Secretary	0	1	1	1	1	1
Special Projects/Events Coordinator	0	0	0	0.5	0.5	0.5
Total	1	2	2	2.5	2.5	2.5

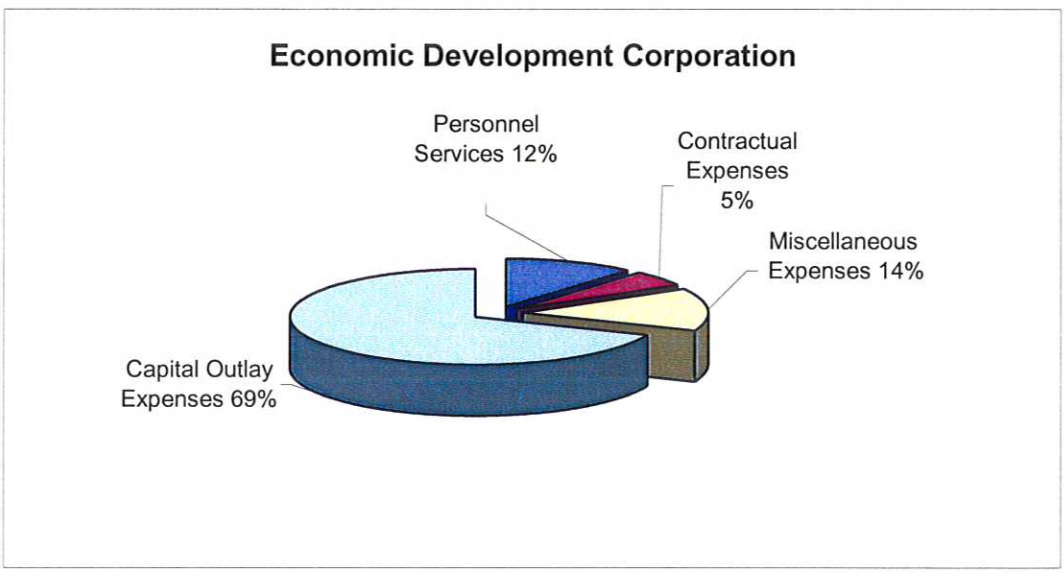

4A- Economic Development Corporation - 07
Approved Budget

09-10 Beginning Balance **$881,205.00**

	Actuals 2005-2006	Actuals 2006-2007	Actuals 2007-2008	Actuals 2008-2009	Approved 2009-2010	Approved 2010-2011
Revenue						
40011 4A 1/2 Sales Tax Revenue	400,977.39	425,519.64	425,623.94	478,768.94	459,932.71	437,432.71
40022 4A Interest Earned	13,318.39	16,046.26	17,881.79	19,905.17	10,000.00	10,000.00
Total Revenue	**414,295.78**	**441,565.90**	**443,505.73**	**498,674.11**	**469,932.71**	**447,432.71**
Expenses						
Personnel Services						
500501 Salary & Benefit Reimbursement	17,734.28	28,460.88	9,824.28	20,362.39	33,854.59	48,500.00
500517 Retirement 4A	0.00	337.95	0.00	0.00	0.00	0.00
500536 Payroll Tax 4A	0.00	681.73	0.00	0.00	0.00	0.00
500543 Training & Travel	751.53	0.00	637.50	21.03	1,000.00	1,000.00
500550 Dues & Membership	0.00	25.00	7.50	0.00	500.00	500.00
Total Personnel Services	**18,485.81**	**29,505.56**	**10,469.28**	**20,383.42**	**35,354.59**	**50,000.00**
Contractual Expenses						
500605 Telephone	0.00	0.00	0.00	0.00	0.00	0.00
500632 Contract/consultant Services	163.75	397.83	62,108.88	32,031.92	20,000.00	20,000.00
500632.01 Downtown Revitalization Proj	0.00	0.00	0.00	0.00	0.00	0.00
500640 Legal	16,653.68	16,391.29	16,288.24	9,871.16	8,000.00	0.00
500640.01 Legal - Park	0.00	0.00	0.00	20,810.19	7,000.00	0.00
500640.02 Legal - Downtown	0.00	0.00	0.00	0.00	5,000.00	0.00
500641 Auditing/Accounting Services	0.00	1,000.00	3,000.00	3,000.00	3,000.00	3,000.00
500643 Engineering	962.50	14,864.30	57,741.33	0.00	20,000.00	0.00
500643.01 Engineering - Park	0.00	0.00	0.00	0.00	0.00	0.00
500643.02 Engineering - Downtown	0.00	0.00	0.00	0.00	0.00	0.00
500674 Posting/Advertising	0.00	121.25	1,809.37	132.00	0.00	0.00
Total Contractual Expenses	**17,779.93**	**32,774.67**	**140,947.82**	**65,845.27**	**63,000.00**	**23,000.00**
Miscellaneous Expenses						
500742 Magazines, Maps & Books	0.00	0.00	0.00	0.00	500.00	500.00
500743 Copies/Admin.	0.00	389.42	0.00	0.00	0.00	1,000.00
500744 Minor Tools & Equipment	0.00	0.00	0.00	0.00	0.00	0.00
500745 Hospitality,Refreshments	0.00	0.00	0.00	0.00	1,000.00	500.00
500766 Office Supplies	831.11	281.16	154.06	754.78	1,000.00	500.00
Total Miscellaneous Expenses	**831.11**	**670.58**	**154.06**	**754.78**	**2,500.00**	**2,500.00**
Expenses (continued)						
500800 Bank Fees	128.47	0.00	0.00	0.00	0.00	2,000.00
500805 Sales Tax Repay-Texas Comptroller	7,885.04	0.00	0.00	0.00	0.00	0.00
500824 Error & Omissions Insurance	257.85	103.50	0.00	0.00	1,030.00	1,030.00
500825 Liability Insurance	160.11	991.25	2,313.12	3,064.40	2,600.00	2,600.00
500833 Postage	0.00	0.00	53.59	139.89	200.00	200.00
500836 Printing	0.00	0.00	0.00	0.00	500.00	500.00
500746 Magnolia Tomorrow	0.00	0.00	0.00	0.00	3,000.00	0.00
500838 Promotional Expense	0.00	1,900.00	112.50	13,943.60	0.00	0.00
500841 Unity Park Grand Opening	0.00	0.00	0.00	0.00	5,000.00	0.00
500842 Downtown Improvement Project, Infrastructure, Acquisition and Beautification			0.00	0.00	120,000.00	0.00
500839 Economic Development Plan Expenses	0.00	0.00	0.00	8,070.00	0.00	0.00
500843 Business Recruitment Package	0.00	0.00	0.00	0.00	15,000.00	0.00
500844 Commercial Property Website	0.00	0.00	0.00	0.00	3,000.00	3,000.00
500845 Community Survey	0.00	0.00	0.00	0.00	5,000.00	0.00
500850 4A 1/2 Tax Expenditures	139.87	0.00	0.00	0.00	0.00	0.00
NEW Park Maintenance	0.00	0.00	0.00	0.00	0.00	50,000.00
500858 Depreciation Expense	0.00	0.00	0.00	62,230.92	0.00	0.00
Total Expenses (continued)	**8,571.34**	**2,994.75**	**2,479.21**	**87,448.81**	**155,330.00**	**59,330.00**
Capital Expenses						
500900 4A Loan Ind./Park Prin Payment	67,392.77	71,573.58	84,863.77	0.09	0.00	0.00
500901 4A Loan Ind./Park Int Payment	21,548.91	17,368.10	15,195.61	2,957.84	0.00	0.00
500909 2009 Sales Tax R/Bond I&S Transfer	0.00	0.00	0.00	60,206.25	167,275.00	166,725.00
500910 4A Loan Melton Prin Payment	90,000.00	95,000.00	0.00	0.00	105,000.00	115,000.00
500952 4A Loan Melton Int Payment	42,250.00	37,750.00	24,750.00	30,112.57	23,250.00	18,000.00
500961 New City Park Property Purchase	0.00	0.00	0.00	0.00	0.00	0.00
500970 Computer Equipment	0.00	7,149.55	0.00	0.00	0.00	0.00
Total Capital Expenses	**221,191.68**	**228,841.23**	**124,809.38**	**93,276.75**	**295,525.00**	**299,725.00**
Total 4A Economic Development Expenditures	**266,859.87**	**294,786.79**	**278,859.75**	**267,709.03**	**551,709.59**	**434,555.00**
Revenue Over(Under) Expenditures	**147,435.91**	**146,779.11**	**164,645.98**	**230,965.08**	**-81,776.89**	**12,877.71**

Community Development Corporation Revenue Summary

	2005-2006	2006-2007	2007-2008	2008-2009	Approved 2009-2010	Approved 2010-2011
Sale of City Hall	$0.00	$700,000.00	$0.00	$0.00	$0.00	$0.00
Sales Tax Reveue	$200,463.56	$212,759.84	$212,811.95	$235,454.09	$229,966.36	$218,716.36
Interest Earned	$5,637.95	$4,850.93	$6,053.71	$11,302.22	$5,000.00	$5,000.00
Miscellaneous Revenue	$3,030.48	$0.00	$0.00	$0.00	$0.00	$0.00
Project Fund	$0.00	$0.00	$0.00	$0.00	$0.00	$250,000.00
Total	$209,131.99	$917,610.77	$218,865.66	$246,756.31	$234,966.36	$473,716.36

Community Development Corporation Expenditure Summary

	2005-2006	2006-2007	2007-2008	2008-2009	Approved 2009-2010	Approved 2010-2011
Personnel Services	$17,938.09	$29,799.95	$8,158.95	$20,435.81	$34,854.58	$50,000.00
Contractual Expenses	$2,851.46	$20,915.78	$29,646.65	$62,885.36	$16,000.00	$30,000.00
Miscellaneous Expenses	$10,808.61	$3,187.24	$2,140.74	$9,960.77	$171,350.00	$193,000.00
Capital Outlay Expenses	$814,061.01	$373,211.47	$96,715.48	$7,054.41	$85,969.32	$200,000.00
Total	$845,659.17	$427,114.44	$136,661.82	$100,336.35	$308,173.90	$473,000.00

Staffing

	2005-2006	2006-2007	2007-2008	2008-2009	Approved 2009-2010	Approved 2010-2011
Executive Director	1	1	1	1	1	1
Corp Secretary		1	1	1	1	1
Special Projects/Events Coordinator				0.5	0.5	0.5
Total	1	2	2	2.5	2.5	2.5

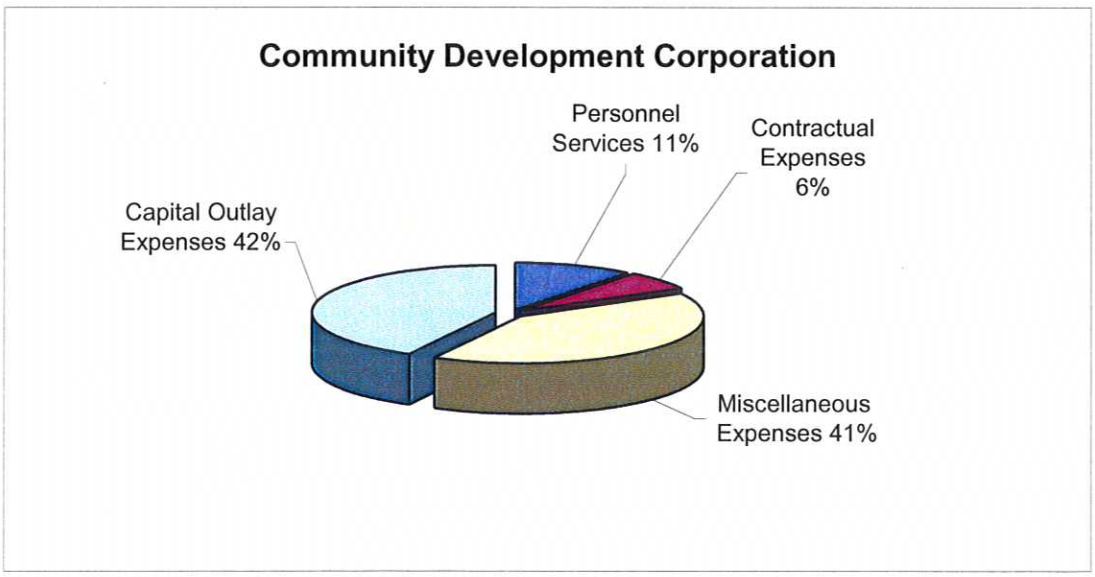

City of Magnolia

4B- Community Development Corporation - 06
Approved Budget

09-10 Beginning Balance **$411,095.00**

		Actuals 2005-2006	Actuals 2006-2007	Actuals 2007-2008	Actuals 2008-2009	Approved 2009-2010	Approved 2010-2011
Revenue							
40001	Sale of the City Hall Building	0.00	700,000.00	0.00	0.00	0.00	
40011	4B 1/4 Sales Tax Revenue	200,463.56	212,759.84	212,811.95	235,454.09	229,966.36	218,716.36
40022	4A Interest Earned	5,637.95	4,850.93	6,053.71	11,302.22	5,000.00	5,000.00
	Total Revenue	**206,101.51**	**917,610.77**	**218,865.66**	**246,756.31**	**234,966.36**	**223,716.36**
Misc. Revenue							
40124	Misc. Revenues	3,030.48	0.00	0.00	0.00	0.00	0.00
	Total Misc. Revenue	3,030.48	0.00	0.00	0.00	0.00	**0.00**
Project Fund							
new	Project Fund	0.00	0.00	0.00	0.00	0.00	250,000.00
	Total Project Fund	0.00	0.00	0.00	0.00	0.00	**250,000.00**
Total Revenue		**209,131.99**	**917,610.77**	**218,865.66**	**246,756.31**	**234,966.36**	**473,716.36**
Expenses							
Personnel Services							
500501	Salary & Benefit Reimbursement	17,938.09	28,337.71	7,227.69	20,362.36	33,854.58	48,500.00
500517	Retirement 4B	0.00	428.79	0.00	0.00	0.00	0.00
500536	Payroll Tax 4B	0.00	883.45	0.00	0.00	0.00	0.00
500543	Training & Travel	0.00	150.00	931.26	73.45	1,000.00	1,000.00
500550	Dues & Membership	0.00	0.00	0.00	0.00	0.00	500.00
	Total Personnel Services	**17,938.09**	**29,799.95**	**8,158.95**	**20,435.81**	**34,854.58**	**50,000.00**
Contractual Expenses							
500602	Utilities/Water & Sewer	737.30	1,022.90	0.00	0.00	0.00	0.00
500632	Contract/consultant Services	733.75	233.45	1,595.62	1,230.50	2,000.00	13,000.00
500640	Legal	0.00	17,476.93	8,795.62	8,052.66	5,000.00	7,000.00
500641	Auditing/Accounting Services	0.00	1,000.00	1,500.00	3,000.00	3,000.00	3,000.00
500642	Appraisal	0.00	0.00	0.00	0.00	0.00	0.00
500643	Engineering	0.00	45.00	0.00	0.00	0.00	5,500.00
500674	Posting/Advertising	1,380.41	1,137.50	612.30	0.00	1,000.00	1,500.00

409.83	292.63	140.56	69.55	1,000.00	1,000.00	500706	Office Supplies
409.83	705.63	140.56	69.55	5,500.00	5,000.00		Total Miscellaneous Expenses
							Expenses (continued)
128.47	0.00	0.00	0.00	0.00	0.00	500800	Bank Fees
3,942.52	0.00	0.00	0.00	0.00	0.00	500805	Sales Tax Repay-Texas Comptroller
257.85	103.50	500.83	1,479.36	1,200.00	1,400.00	500824	Error & Omissions Insurance
1,108.89	594.25	1,386.85	1,481.46	1,400.00	1,400.00	500825	Liability Insurance
0.00	0.00	0.00	0.00	250.00	200.00	500833	Postage
4,961.05	1,783.86	112.50	0.00	0.00	0.00	500850	Other Expenses
0.00	0.00	0.00	6,930.00	0.00	0.00	500839	Economic Development Plan Expenses
0.00	0.00	0.00	0.00	45,000.00	25,000.00	500840	Economic Development Business Improvement Grant
0.00	0.00	0.00	0.00	20,000.00	50,000.00	500841	Farmers Market, Market Park
0.00	0.00	0.00	0.00	20,000.00	0.00	500842	Depot Park Improvements
0.00	0.00	0.00	0.00	13,000.00	0.00	500843	Saturday in the Park
0.00	0.00	0.00	0.00	5,000.00	10,000.00	500844	Community Design Guidelines
0.00	0.00	0.00	0.00	50,000.00	10,000.00	500845	Monuments/Signs
0.00	0.00	0.00	0.00	10,000.00	15,000.00	500846	Beautification
0.00	0.00	0.00	0.00	0.00	25,000.00	new	Park(s) Events
0.00	0.00	0.00	0.00	0.00	50,000.00	new	Park Maintenance
10,398.78	2,481.61	2,000.18	9,890.82	165,850.00	188,000.00		Total Expenses

8/20/2010
BJStandley

Capital Expenses							
500900	4B Loan/B.Riley 2941 Principal Payment	56,169.96	307,541.88	83,891.17	0.00	83,019.22	0.00
500902	4B Loan/B.Riley 2941 Interest Payment	29,799.36	19,021.92	12,824.31	7,054.41	2,950.10	0.00
500920	18111 Buddy Riley Expense	723,315.99	39,498.12	0.00	0.00	0.00	0.00
500952	4B Loan/14252 B.Riley Principal Payment	0.00	0.00	0.00	0.00	0.00	0.00
500953	4B Loan/14252 B.Riley Interest Payment	4,775.70	0.00	0.00	0.00	0.00	0.00
500970	Computer Equipment	0.00	7,149.55	0.00	0.00	0.00	0.00
new	Yellow House	0.00	0.00	0.00	0.00	0.00	100,000.00
new	Property Purchased (Commerce/Nichol Sawmill)	0.00	0.00	0.00	0.00	0.00	100,000.00
	Total Capital Expenses	**814,061.01**	**373,211.47**	**96,715.48**	**7,054.41**	**85,969.32**	**200,000.00**
Total 4B Community Development Expenditures		**845,659.17**	**427,114.44**	**136,661.82**	**100,335.95**	**308,173.90**	**473,000.00**
Revenue Over(Under) Expenditures		**(636,527.18)**	**490,496.33**	**82,203.84**	**146,420.36**	**-73,207.55**	**716.35**

HB445 Road Repair - 11
Approved Budget

Revenue	Actuals 2005-2006	Actuals 2006-2007	Actuals 2007-2008	Actuals 2008-2009	Approved 2009-2010	Approved 2010-2011
Revenues						
40009 HB445 Sales Tax Revenue	200,488.67	212,759.84	231,923.08	239,384.47	229,966.36	218,716.36
40020 HB445 Interest Earned	3,706.69	3,446.84	4,006.01	8,498.34	5,000.00	5,000.00
Total Revenue	**204,195.36**	**216,206.68**	**235,929.09**	**247,882.81**	**234,966.36**	**223,716.36**
Total Revenue	**204,195.36**	**216,206.68**	**235,929.09**	**247,882.81**	**234,966.36**	**223,716.36**
Expenditures						
Expenses						
500805 Sales Taxes - Repay State of Texas	3,942.52	2,956.83	0.00	0.00	0.00	0.00
500850 HB445 Road Repair	238,741.11	24,970.10	354,771.24	158,986.53	230,000.00	220,000.00
Total Expenses	**242,683.63**	**27,926.93**	**354,771.24**	**158,986.53**	**230,000.00**	**220,000.00**
Total Expenditures	**242,683.63**	**27,926.93**	**354,771.24**	**158,986.53**	**230,000.00**	**220,000.00**
Total Revenue Over(Under) Expenditures	**(38,488.27)**	**188,279.75**	**(118,842.15)**	**88,896.28**	**4,966.36**	**3,716.36**

Hotel/Motel Occupance Tax - 17

Approved Budget				Previous Bal	$74,621.50	
Revenue	Actuals 2005-2006	Actuals 2006-2007	Actuals 2007-2008	Actuals 2008-2009	Approved 2009-2010	Approved 2010-2011
Revenue						
40110 Hotel/Motel Occupancy Tax Revenue	0.00	23,675.08	26,682.66	46,397.31	54,000.00	28,000.00
Total Revenue	0.00	23,675.08	26,682.66	46,397.31	54,000.00	28,000.00
Total Revenue	**0.00**	**23,675.08**	**26,682.66**	**46,397.31**	**54,000.00**	**28,000.00**
Expenditures						
Expenses						
501560 Event Funding	0.00	6,300.00	8,779.62	61,686.16	85,000.00	28,000.00
Total Expenses	0.00	6,300.00	8,779.62	61,686.16	85,000.00	28,000.00
Total Expenditures	**0.00**	**6,300.00**	**8,779.62**	**61,686.16**	**85,000.00**	**28,000.00**
Total Revenue Over(Under) Expenditures	**0.00**	**17,375.08**	**17,903.04**	**-15,288.85**	**-31,000.00**	**0.00**

IMPACT Fund Water/Sewer - 09
Approved Budget

Revenue	Actuals 2005-2006	Actuals 2006-2007	Actuals 2007-2008	Actuals 2008-2009	Approved 2009-2010	Approved 2010-2011
Revenue						
40002 Water Impact Revenue	0.00	22,402.28	11,106.32	27,600.00	15,000.00	12,000.00
40003 Sewer Impact Revenue	0.00	28,812.00	21,592.31	45,500.00	30,000.00	24,000.00
40008 Glen Oaks Impact Fees	0.00	113,050.00	0.00	0.00	0.00	0.00
40010 MISD / Sewer	0.00	0.00	0.00	0.00	0.00	0.00
40020 Impact Fund Interest	560.82	606.60	510.50	802.30	500.00	500.00
Total Revenue	**560.82**	**164,870.88**	**33,209.13**	**73,902.30**	**45,500.00**	**36,500.00**
Total Revenues	**560.82**	**164,870.88**	**33,209.13**	**73,902.30**	**45,500.00**	**36,500.00**
Expenditures						
Expenses						
500802 Water Impact Expense	0.00	0.00	233,087.41	61,592.75	0.00	0.00
500803 Sewer Impact Expense	0.00	0.00	24,248.38	0.00	0.00	0.00
500805 Bank Fees	0.00	0.00	0.00	0.00	0.00	0.00
Total Expenses	**0.00**	**0.00**	**257,335.79**	**61,592.75**	**0.00**	**0.00**
Total Impact Fund Expenses	**0.00**	**0.00**	**257,335.79**	**61,592.75**	**0.00**	**0.00**
Total Revenue Over(Under) Expenditures	**560.82**	**164,870.88**	**(224,126.66)**	**12,309.55**	**45,500.00**	**36,500.00**

ATS-Red Light Camera -10
Approved Budget

Revenue	Actuals 2005-2006	Actuals 2006-2007	Actuals 2007-2008	Actuals 2008-2009	Approved 2009-2010	Approved 2010-2011
Revenue						
40002 Red Light Camera Revenue	0.00	0.00	0.00	0.00	0.00	240,000.00
40020 Red Light Camera Fund Interest	0.00	0.00	0.00	0.00	0.00	1,000.00
Total Revenue	**0.00**	**0.00**	**0.00**	**0.00**	**0.00**	**241,000.00**
Total Revenues	**0.00**	**0.00**	**0.00**	**0.00**	**0.00**	**241,000.00**
Expenditures						
Expenses						
500501 Salary Expense(clerk,finance)	0.00	0.00	0.00	0.00	0.00	40,100.00
500632 Red Light Camera Expense	0.00	0.00	0.00	0.00	0.00	60,000.00
Refunds	0.00	0.00	0.00	0.00	0.00	1,500.00
500800 Bank Fees	0.00	0.00	0.00	0.00	0.00	500.00
Total Expenses	**0.00**	**0.00**	**0.00**	**0.00**	**0.00**	**102,100.00**
Total Impact Fund Expenses	**0.00**	**0.00**	**0.00**	**0.00**	**0.00**	**102,100.00**
Total Revenue Over(Under) Expenditures	**0.00**	**0.00**	**0.00**	**0.00**	**0.00**	**138,900.00**

Municipal Court Security Fund - 18
Approved Budget

Previous Bal 53,421.14

Revenue	Actuals 2005-2006	Actuals 2006-2007	Actuals 2007-2008	Actuals 2008-2009	Approved 2009-2010	Approved 2010-2011
Revenue						
40408 Municipal Court Security Fund Fees	0.00	8,949.89	8,682.50	7,970.48	8,000.00	5,000.00
Total Revenue	0.00	8,949.89	8,682.50	7,970.48	8,000.00	5,000.00
Total Revenue	**0.00**	**8,949.89**	**8,682.50**	**7,970.48**	**8,000.00**	**5,000.00**
Expenditures						
Expenses						
504565 Municipal Court Security Expense	0.00	3,201.48	5,287.50	8,224.58	5,000.00	5,000.00
Total Expenses	0.00	3,201.48	5,000.00	8,224.58	5,000.00	5,000.00
Total Expenditures	**0.00**	**3,201.48**	**5,000.00**	**8,224.58**	**5,000.00**	**5,000.00**
Total Revenue Over(Under) Expenditures	**0.00**	**5,748.41**	**3,682.50**	**-254.10**	**3,000.00**	**0.00**

	0.00	0.00	0.00	0.00	0.00	30,000.00	new Equipment Fund
	0.00	11,863.24	13,019.70	10,333.68	10,500.00	35,000.00	Total Revenue

2004 Certificate of Obligation Interest & Sinking - 05
Approved Budget

Revenue	Actuals 2005-2006	Actuals 2006-2007	Actuals 2007-2008	Actuals 2008-2009	Approved 2009-2010	Approved 2010-2011
Revenue						
40001 Ad Valorem Tax Revenue	44,047.28	24,738.76	87,468.00	87,615.29	88,038.00	85,326.50
40020 2004 Cert. of Obligation Int. & Sinking Int.	1,370.36	394.72	1,000.00	755.71	400.00	300.00
Total Revenue	**45,417.64**	**25,133.48**	**88,468.00**	**88,371.00**	**88,438.00**	**85,626.50**
Total Revenues	**45,417.64**	**25,133.48**	**88,468.00**	**88,371.00**	**88,438.00**	**85,626.50**
Expenditures						
Miscellaneous Expense						
500766 Bank Fees	500.00	0.00	120.00	500.00	500.00	500.00
500800 2006 R/Bond Bank Funds Transfer	113.00	0.00	0.00	0.00	0.00	0.00
500888 2004 Cert of Obligation I & S Prin. Payment	45,000.00	45,000.00	50,000.00	50,000.00	55,000.00	55,000.00
500888.06 2006 R/Bond Interest	-9,831.04	0.00	0.00	0.00	0.00	0.00
500889 2004 Cert of Obligation I & S Int. Payment	51,736.04	39,686.50	37,468.00	35,003.00	32,538.00	29,826.50
Total Miscellaneous Expense	**87,518.00**	**84,686.50**	**87,588.00**	**85,503.00**	**88,038.00**	**85,326.50**
Total 2004 Certificate of Obligation Interest & Sinking	**87,518.00**	**84,686.50**	**87,588.00**	**85,503.00**	**88,038.00**	**85,326.50**
Total Revenue Over(Under) Expenditures	**(42,100.36)**	**(59,553.02)**	**880.00**	**2,868.00**	**400.00**	**300.00**

2004 Certificate of Obligation (Sewer Construction) - 12

Approved Budget

Revenue		Actuals 2005-2006	Actuals 2006-2007	Actuals 2007-2008	Actuals 2008-2009	Approved 2009-2010	Approved 2010-2011
Revenues							
40009	Deposit Wells Fargo	0.00	0.00	0.00	0.00	0.00	0.00
40020	2004 Cert. of Obligation Interest Earned	4,125.41	2,723.18	328.24	112.14	0.00	0.00
	Total Revenue	**4,125.41**	**2,723.18**	**328.24**	**112.14**	**0.00**	**0.00**
Total Revenue		**4,125.41**	**2,723.18**	**328.24**	**112.14**	**0.00**	**0.00**
Expenditures							
Expenses							
NEW	BANK FEES	0.00	0.00	0.00	0.00	0.00	0.00
500850	Sewer Construction Expenditures	71,038.51	8,186.82	136,849.91	0.00	0.00	0.00
	Total Expenses	**71,038.51**	**8,186.82**	**136,849.91**	**0.00**	**0.00**	**0.00**
Capital Expenses							
500950	Engineering Expense	1,470.00	17,522.57	8,933.11	0.00	0.00	0.00
	Total Capital Expenses	**1,470.00**	**17,522.57**	**8,933.11**	**0.00**	**0.00**	**0.00**
Total Expenditures		**72,508.51**	**25,709.39**	**145,783.02**	**0.00**	**0.00**	**0.00**
Total Revenue Over(Under) Expenditures		**(68,383.10)**	**(22,986.21)**	**(145,454.78)**	**112.14**	**0.00**	**0.00**

CLOSED

2006 Revenue Bond Fund - 13
Approved Budget

Revenue	Actuals 2005-2006	Actuals 2006-2007	Actuals 2007-2008	Actuals 2008-2009	Approved 2009-2010	Approved 2010-2011
Revenues						
40104 Deposit Wells Fargo	-3,200,000.00	0.00	0.00	0.00	0.00	0.00
40109 2006 R/Bond Adjustment	3,200,000.00	0.00	0.00	0.00	0.00	0.00
40120 2006 R/Bond Interest Earned	56,094.26	105,055.61	9,554.45	38.70	40.00	0.00
Total Revenue	**56,094.26**	**105,055.61**	**9,554.45**	**38.70**	**40.00**	**0.00**
Total Revenue	**56,094.26**	**105,055.61**	**9,554.45**	**38.70**	**40.00**	**0.00**
Expenditures						
Expenses						
501800 2006 R/Bond Bank Fees	112.99	0.00	0.00	0.00	0.00	0.00
501850 2006 R/Bond Construction Expense	6,661.00	0.00	558,656.37	0.00	0.00	0.00
Total Expenses	**6,773.99**	**0.00**	**558,656.37**	**0.00**	**0.00**	**0.00**
Capital Expenses						
501950 2006 R/Bond Engineering Expense	444,668.89	0.00	39,691.85	0.00	0.00	0.00
Total Capital Expenses	**444,668.89**	**0.00**	**39,691.85**	**0.00**	**0.00**	**0.00**
Total Expenses	**451,442.88**	**0.00**	**598,348.22**	**0.00**	**0.00**	**0.00**
Total Revenue Over(Under) Expenditures	**(395,348.62)**	**105,055.61**	**(588,793.77)**	**38.70**	**40.00**	**0.00**

CLOSED

2006 Revenue Bond Reserve Fund - 14
Approved Budget

Revenue	Actuals 2005-2006	Actuals 2006-2007	Actuals 2007-2008	Actuals 2008-2009	Approved 2009-2010	Approved 2010-2011
Revenues						
40109 Deposit Wells Fargo	0.00	0.00	0.00	0.00	0.00	0.00
40120 2006 R/Bond Reserve Interest Earned	1,593.71	5,299.18	6,418.71	9,622.23	3,000.00	3,000.00
Total Revenue	**1,593.71**	**5,299.18**	**6,418.71**	**9,622.23**	**3,000.00**	**3,000.00**
Total Revenue	**1,593.71**	**5,299.18**	**6,418.71**	**9,622.23**	**3,000.00**	**3,000.00**
Expenditures						
Expenses						
501800 2006 R/Bond Reserve Bank Fees	0.00	0.00	0.00	0.00	0.00	0.00
501810 2006 R/Bond Reserve Principal Pmt	0.00	0.00	0.00	0.00	0.00	0.00
501820 2006 R/Bond Reserve Interest Payment	0.00	0.00	0.00	0.00	0.00	0.00
Total Expenses	**0.00**	**0.00**	**0.00**	**0.00**	**0.00**	**0.00**
Total Expenses	**0.00**	**0.00**	**0.00**	**0.00**	**0.00**	**0.00**
Total Revenue Over(Under) Expenditures	**1,593.71**	**5,299.18**	**6,418.71**	**9,622.23**	**3,000.00**	**3,000.00**

2006 Certificate of Obligation -15
Approved Budget

Revenue	Actuals 2005-2006	Actuals 2006-2007	Actuals 2007-2008	Actuals 2008-2009	Approved 2009-2010	Approved 2010-2011
Revenue						
40008 Misc. Income	0.00	0.00	0.00	0.00	0.00	0.00
40009 Deposit Wells Fargo	0.00	0.00	0.00	0.00	0.00	0.00
40020 2006 Cert. of Obligation Interest Earned	7,941.68	43,249.61	30,000.00	16.67	5.00	0.00
Total Revenue	**7,941.68**	**43,249.61**	**30,000.00**	**16.67**	**5.00**	**0.00**
Total Revenue	**7,941.68**	**43,249.61**	**30,000.00**	**16.67**	**5.00**	**0.00**
Expenditures						
Contractual Expenses						
500632 Contract Services	0.00	0.00	0.00	0.00	0.00	0.00
Total Contractual Expenses	**0.00**	**0.00**	**0.00**	**0.00**	**0.00**	**0.00**
Miscellaneous Expenses						
500800 2006 Cert of Obligation Bank Fees	30.00	7.50	500.00	0.00	0.00	0.00
Total Miscellaneous Expenses	**30.00**	**7.50**	**500.00**	**0.00**	**0.00**	**0.00**
Capital Expenses						
500902 City Hall Furniture/Equipment	0.00	0.00	0.00	0.00	0.00	0.00
500945 2006 Cert. of Obligation Engineering/Architect	0.00	32,443.26	7,700.00	0.00	0.00	0.00
500950 2006 Cert. of Obligation Contractor Expense	0.00	7,202.38	550,000.00	0.00	0.00	0.00
500960 2006 Cert. of Obligation Purchase City Hall	0.00	700,279.00	0.00	0.00	0.00	0.00
Total Capital Expenses	**0.00**	**739,924.64**	**557,700.00**	**0.00**	**0.00**	**0.00**
Total Expenditures	**30.00**	**739,932.14**	**558,200.00**	**0.00**	**0.00**	**0.00**
Total Revenue Over(Under) Expenditures	**7,911.68**	**(696,682.53)**	**(528,200.00)**	**16.67**	**5.00**	**0.00**

CLOSED

2009 Sales Tax Revenue Bond Fund - 20
Approved Budget

Revenue	Actuals 2005-2006	Actuals 2006-2007	Actuals 2007-2008	Actuals 2008-2009	Approved 2009-2010	Approved 2010-2011
Revenue						
40104 Dep-Woodforest National Bank	0.00	0.00	0.00	0.00	0.00	0.00
40120 2009 R/Bond Interest Earned	0.00	0.00	0.00	7,488.00	5,000.00	0.00
Total Revenue	**0.00**	**0.00**	**0.00**	**7,488.00**	**5,000.00**	**0.00**
Total Revenue	**0.00**	**0.00**	**0.00**	**7,488.00**	**5,000.00**	**0.00**
Expenditures						
Expenses						
500945 2009 R/Bond -Park	0.00	0.00	0.00	211,700.22	1,400,000.00	0.00
500950 2009 R/Bond -Downtown	0.00	0.00	0.00	86,760.70	450,000.00	0.00
Total Expenses	**0.00**	**0.00**	**0.00**	**298,460.92**	**1,850,000.00**	**0.00**
Total Expenditures	**0.00**	**0.00**	**0.00**	**298,460.92**	**1,850,000.00**	**0.00**
Total Revenue Over(Under) Expenditures	**0.00**	**0.00**	**0.00**	**-290,972.92**	**-1,845,000.00**	**0.00**

CLOSED

2009 Sales Tax Revenue Bond Interest & Sinking Fund - 21

Approved Budget

Revenue	Actuals 2005-2006	Actuals 2006-2007	Actuals 2007-2008	Actuals 2008-2009	Approved 2009-2010	Approved 2010-2011
Revenue						
40007 Trans from 4A-EDC	0.00	0.00	0.00	60,206.25	167,275.00	167,275.00
40120 2009 R/Bond Int & Sinking Interest Earned	0.00	0.00	0.00	1.95	500.00	300.00
Total Revenue	**0.00**	**0.00**	**0.00**	**60,208.20**	**167,775.00**	**167,575.00**
Total Revenue	**0.00**	**0.00**	**0.00**	**60,208.20**	**167,775.00**	**167,575.00**
Expenditures						
Expenses						
500033 2009 R/Bond Int & Sinking Principal Pmt	0.00	0.00	0.00	0.00	0.00	0.00
500034 2009 R/Bond Int & Sinking Interest Pmt	0.00	0.00	0.00	59,668.92	166,725.00	166,725.00
500800 2009 R/Bond Int & Sinking Bank Fees	0.00	0.00	0.00	0.00	550.00	550.00
Total Expenses	**0.00**	**0.00**	**0.00**	**59,668.92**	**167,275.00**	**167,275.00**
Total Expenditures	**0.00**	**0.00**	**0.00**	**59,668.92**	**167,275.00**	**167,275.00**
Total Revenue Over(Under) Expenditures	**0.00**	**0.00**	**0.00**	**539.28**	**500.00**	**300.00**

2009 Sales Tax Revenue Bond Reserve Fund - 22
Approved Budget

Revenue	Actuals 2005-2006	Actuals 2006-2007	Actuals 2007-2008	Actuals 2008-2009	Approved 2009-2010	Approved 2010-2011
Revenue						
40101 Dep-Woodforest National Bank	0.00	0.00	0.00	0.00	0.00	0.00
40120 2006 R/Bond Int & Sinking Interest Earned	0.00	0.00	0.00	441.74	3,000.00	3,000.00
Total Revenue	**0.00**	**0.00**	**0.00**	**441.74**	**3,000.00**	**3,000.00**
Total Revenue	**0.00**	**0.00**	**0.00**	**441.74**	**3,000.00**	**3,000.00**
Expenditures						
Expenses						
500033 2009 R/Bond Int & Sinking Principal Pmt	0.00	0.00	0.00	0.00	0.00	0.00
500034 2009 R/Bond Int & Sinking Interest Pmt	0.00	0.00	0.00	0.00	0.00	0.00
Total Expenses	**0.00**	**0.00**	**0.00**	**0.00**	**0.00**	**0.00**
Total Expenditures	**0.00**	**0.00**	**0.00**	**0.00**	**0.00**	**0.00**
Total Revenue Over(Under) Expenditures	**0.00**	**0.00**	**0.00**	**441.74**	**3,000.00**	**3,000.00**

2006 Revenue Bond Interest & Sinking Fund - 25
Approved Budget

Revenue	Actuals 2005-2006	Actuals 2006-2007	Actuals 2007-2008	Actuals 2008-2009	Approved 2009-2010	Approved 2010-2011
Revenue						
40032 Trans from Water Fund	10,000.00	377,987.50	349,324.60	286,000.00	312,000.00	312,000.00
40033 Trans from Sewer Fund	10,000.00	20,000.00	-22,000.00	0.00	0.00	0.00
40034 2006 R/Bond Int & Sinking Interest Earned	1,943.35	5,276.34	5,199.59	27,499.63	1,500.00	1,500.00
Total Revenue	**21,943.35**	**403,263.84**	**332,524.19**	**313,499.63**	**313,500.00**	**313,500.00**
Total Revenue	**21,943.35**	**403,263.84**	**332,524.19**	**313,499.63**	**313,500.00**	**313,500.00**
Expenditures						
Expenses						
500033 2006 R/Bond Int & Sinking Principal Pmt	0.00	0.00	75,000.00	80,000.00	80,000.00	85,000.00
500034 2006 R/Bond Int & Sinking Interest Pmt	0.00	226,113.96	234,445.00	239,693.90	228,125.00	224,762.50
500800 2006 R/Bond Int & Sinking Bank Fees	0.00	515.00	500.00	500.00	500.00	500.00
Total Expenses	**0.00**	**226,628.96**	**309,945.00**	**320,193.90**	**308,625.00**	**310,262.50**
Total Expenditures	**0.00**	**226,628.96**	**309,945.00**	**320,193.90**	**308,625.00**	**310,262.50**
Total Revenue Over(Under) Expenditures	**21,943.35**	**176,634.88**	**22,579.19**	**-6,694.27**	**4,875.00**	**3,237.50**

2006 Certificate of Obligation Interest & Sinking Fund - 35
Approved Budget

Revenue	Actuals 2005-2006	Actuals 2006-2007	Actuals 2007-2008	Actuals 2008-2009	Approved 2009-2010	Approved 2010-2011
Revenue						
40030 Ad Valorem Tax Revenue	0.00	29,041.15	80,087.50	81,087.50	79,687.50	84,237.50
40032 Transfer from Water Fund-02	0.00	0.00	0.00	0.00	0.00	0.00
40033 Transfer from Sewer Fund-03	0.00	0.00	0.00	0.00	0.00	0.00
40034 2006 Cert. of Obligation Interest Earned	0.00	841.74	160.00	183.79	120.00	120.00
Total Revenue	0.00	29,882.89	80,247.50	81,271.29	79,807.50	84,357.50
Total Revenue	**0.00**	**29,882.89**	**80,247.50**	**81,271.29**	**79,807.50**	**84,357.50**
Expenditures						
Expenses						
500033 2006 Cert. of Obligation Int. & Sinking Principal Pmt.	0.00	10,000.00	10,000.00	10,000.00	10,000.00	15,000.00
500034 2006 Cert. of Obligation Int. & Sinking Interest Pmt.	0.00	70,537.48	70,087.50	69,637.50	69,187.50	68,737.50
500800 Bank/Agent Fees	0.00	500.00	0.00	500.00	500.00	500.00
Total Expenses	**0.00**	**81,037.48**	**80,087.50**	**80,137.50**	**79,687.50**	**84,237.50**
Total Expenditures	**0.00**	**81,037.48**	**80,087.50**	**80,137.50**	**79,687.50**	**84,237.50**
Total Revenue Over(Under) Expenditures	**0.00**	**(51,154.59)**	**160.00**	**1,133.79**	**120.00**	**120.00**

Property Tax Rate Per $100 Valuation

Approximate Home Value

2005-2006	$58,747,326.00
2006-2007	$67,109,621.00
2007-2008	$67,783,205.00
2008-2009	$78,746,846.00
2009-2010	$91,636,764.00
2010-2011	$100,019,218.00

Fiscal Year	General Fund Tax Rate	% of Total	Interest & Sinking Fund Tax Rate	% of Total	Total Tax Rate
2005-2006	0.4179	84.68%	0.0756	15.32%	0.4935
2006-2007	0.4055	83.66%	0.0792	16.34%	0.4847
2007-2008	0.2650	53.93%	0.2264	46.07%	0.4914
2008-2009	0.2798	56.94%	0.2116	43.06%	0.4914
2009-2010	0.3119	63.47%	0.1795	36.53%	0.4914
2010-2011	0.3219	65.51%	0.1695	34.49%	0.4914

Sales Tax History

Month	Fiscal Year 2005-2006	Fiscal Year 2006-2007	Fiscal Year 2007-2008	Fiscal Year 2008-2009	Fiscal Year 2009-2010
October	96,536.85	114,669.61	150,503.59	149,459.45	128,556.96
November	154,385.12	155,146.55	195,527.68	171,470.99	182,233.05
December	108,114.33	105,564.47	150,741.84	159,204.07	128,597.53
January	98,316.47	114,099.92	146,336.88	168,291.99	107,551.20
February	162,795.61	151,158.45	199,364.44	187,656.85	170,009.59
March	105,193.38	108,498.48	126,370.23	148,299.08	114,096.47
April	97,228.26	108,512.52	135,135.94	120,242.17	125,044.82
May	145,732.02	209,295.17	182,493.79	193,287.43	213,135.53
June	112,510.93	131,276.94	140,932.89	165,949.13	146,191.25
July	122,940.10	131,540.95	150,731.72	133,800.11	141,731.98
August	157,053.69	190,633.53	230,696.15	189,463.93	201,880.19
September	96,893.01	122,193.54	153,534.40	135,091.04	
TOTALS	1,457,699.77	1,642,590.13	1,962,369.55	1,922,216.24	1,659,028.57

First Amended Proposed Budget Changes

	Original Amount	New Amount	Change
General fund Revenue			
Mixed Beverage Tax Revenue	$11,000.00	$10,000.00	-$1,000.00
Sales Tax Revenue	$919,865.41	$874,865.41	-$45,000.00
License and Permits	$40,000.00	$20,000.00	-$20,000.00
Franchise Tax Revenue	$185,000.00	$167,000.00	-$18,000.00
Traffic Fee Revenue	$485,000.00	$400,000.00	-$85,000.00
Total Decrease			**-$169,000.00**
General fund Expenses			
Inspection Services-Admin	$30,000.00	$10,000.00	-$20,000.00
Accounting-Admin	$30,000.00	$20,000.00	-$10,000.00
Computer Assistance (IT)-Admin	$30,000.00	$15,000.00	-$15,000.00
Office Supplies-Admin	$10,000.00	$8,000.00	-$2,000.00
Planning Commission Expenses-Admin	$2,500.00	$0.00	-$2,500.00
Cell Phones-Admin	$700.00	$0.00	-$700.00
Total Decrease			**-$50,200.00**

2nd Amended Proposed Budget Changes

	Original Amount	New Amount	Change
General Fund Revenue			
Ad Valorem Taxes(Property)	$440,621.55	$487,061.76	$46,440.21
Transfer from 4A-EDC	$36,762.82	$48,500.00	$11,737.18
Transfer from 4B-CDC	$36,762.81	$48,500.00	$11,737.19
Total Revenue Increase			**$69,914.58**
General Fund Expenses			
Administration-Personnel Services	$242,999.91	$224,607.93	-$18,391.98
Total Expenses Decrease			**-$18,391.98**
4A-Economic Development Corporation			
Revenue			
Sales Tax Revenue	$459,931.71	$437,432.71	-$22,499.00
Total Revenue Decrease			**-$22,499.00**
Expenses			
Salaries	$36,762.82	$48,500.00	$11,737.18
Legal	$6,000.00	$0.00	-$6,000.00
Legal-Park	$3,000.00	$0.00	-$3,000.00
Legal-Downtown	$2,000.00	$0.00	-$2,000.00
Engineering	$10,000.00	$0.00	-$10,000.00
Copies-Admin	$5,000.00	$1,000.00	-$4,000.00
Hospitality,Refreshments	$1,000.00	$500.00	-$500.00
Office Supplies	$1,000.00	$500.00	-$500.00
Promotional Expense	$3,000.00	$0.00	-$3,000.00
Downtown Improvement Project, etc	$50,000.00	$0.00	-$50,000.00
Economic Development Plan Exp	$15,000.00	$0.00	-$15,000.00
Park Maintenance	$0.00	$50,000.00	$50,000.00
Total Expenses Decrease			**-$32,262.82**
4B-Community Development Corporation			
Revenue			
Sales Tax Revenue	$229,966.36	$218,716.36	-$11,250.00
Total Revenue Decrease			**-$11,250.00**
Expenses			
Salaries	$36,762.81	$48,500.00	$11,737.19
Contract/Consultant Services	$3,000.00	$13,000.00	$10,000.00
Economic Dev Business Improv Grant	$50,000.00	$25,000.00	-$25,000.00
Monuments/Signs	$20,000.00	$10,000.00	-$10,000.00
Park(s) Events	$50,000.00	$25,000.00	-$25,000.00
Yellow House	$25,000.00	$100,000.00	$75,000.00
Total Expenses Increase			**$36,737.19**
HB445			
Revenue			
Sales Tax Revenue	$229,966.36	$218,716.36	**-$11,250.00**
Expense			
HB445 Road Repair	$230,000.00	$220,000.00	**-$10,000.00**

3rd Amended Proposed Budget Changes

	Original Amount	New Amount	Change
General Fund Expenses			
Personnel Services			
Administration	$224,607.93	$221,377.34	-$3,230.59
Police	$632,000.09	$618,858.00	-$13,142.09
Public Works	$104,805.35	$110,676.02	$5,870.67
Municipal Court	$120,902.33	$118,628.60	-$2,273.73
Finance	$59,160.63	$57,825.80	-$1,334.83
City Secretary	$72,372.10	$70,750.20	-$1,621.90
Total Expenses Decrease			**-$15,732.47**
Water Fund Expenses			
Personnel Services			
Salaries	$87,240.15	$85,665.70	**-$1,574.45**
Sewer Fund Expenses			
Personnel Services			
Salaries	$70,045.75	$68,905.86	**-$1,139.89**